


CHIKO

Small format dust collector
General catalog



Leading the way with compact,
high performance machines.

Table of Contents	P.2
Safety Precautions	P.3
Product lineup	P.4-5
Dust collector performance curve	P.6
List of product specifications	P.7
Panel information	P.8-9

Fine dust

CKU series	P.10-11
CKU-080AT3-HC / CKU-240AT3-HC CKU-450AT3-HC	
SK series	P.12-13
SK-250AT / SK-450AT-HI / SK-750AT-PM SKV-900AT-PM-HC-V1	
CKU series	P.14
CKU-050-SP	
CHV series	P.15
CHV-030AD-HC-V1	
CMP series	P.16-17
CMP-750AT3N / CMP-1500AT3N	
CBA series	P.18-19
CBA-080AT3-HI / CBA-500AT3-HC / CBA-1200AT3-HI-V1/ CBA-2000AT3-HI-V1	
SHP series	P.20-21
SHP-1000AT3 / SHP-1200AT3 / SHP-1600AT3	

Laser Clean

CKU series	P.22-23
CKU-060AT3-ACC / CKU-050-ACC	
CFP series	P.24-25
CFP-1000AT3-4036-UD / CFP-1500AT3-4036-UD	
CBA series	P.26-27
CBA-1000AT3-HC-DSA-V1	
CBD series	P.28-29
CBD-1000AT3-DSA-J	
CHP series	P.30-31
CHP-5000AT3-DSA-UD	

Deodorant

SKV series	P.32-33
SKV-250AT-ACC / SKV-450AT-ACC	

Cyclone

Cyclone series	P.34
SCC-60-13-SUS / SCC-150-13-SUS / SCC-300-24-SUS / SCC-60-10 / SCC-150-8	
List of hood formats	P.35
Suction hose and hose band	P.35
Filter formats	P.36-37
List of applications	P.38-39

Safety Precautions

- Please read the Operation Manual carefully before use to ensure you use the product correctly.
- Use the product for sucking up dry, non-explosive dust.
- Do not use the product in places where flammable, explosive or corrosive mist, smoke or gas is accumulated or located nearby.
- Follow the instructions in the Operation Manual for installation, connection, operation, running, inspection and fault diagnosis.
Incorrect operation of this product may cause fire, electric shock or injury.
- Do not suck up the following substances:

- Flammable substances... Gasoline, thinner, benzene, kerosene, paint, ozone, solvent, volatile gases (petroleum etc.)
- Corrosive gases... Hydrogen chloride, formic acid, ozone, fluorine, etc.
- Explosive dust... Aluminum, magnesium, titanium, zinc, epoxy resin, cobalt, silicon, toner, wheat flour, sugar, rubber, etc.
- Dust containing sparks... Dust containing sparks generated by high-speed cutters, grinders, welding machines, etc.
- Fire sources... Cigarette butts, ashes, etc.
- Other... Water, oil, chemical liquid, etc.

● Notes on transportation, installation, storage and moving the product

- Please keep the product in a safe place when transporting and storing, within a temperature range of -10 °C to +60°C and humidity below 80%.
- Two or more people are required when moving or installing the product. There is a risk of injury through falling.
- Rotary equipment is built into the product. Install the product in a horizontal place without vibrations.
- Do not use the product near explosive or flammable gas, corrosive substances, splashing water or combustible substances.
- The product is designed to be installed in an indoor clean room or highly cleaned factory environment. Do not install it outdoors.
- Install the product in a place without dew condensation at room temperature
(ambient temperature: 10 to 40°C, humidity: 80% or less).
High temperature and dew condensation may cause electrical parts to fail and may cause an electrical shock.
Please be careful if the ambient temperature for suction is high. This could cause a deterioration in the performance of the motor or a motor failure.
- Provide sufficient space around the exhaust port (100 mm or more).
If the exhaust port is clogged, this diminishes the product's regular suction power.
This may also cause motor overheating and electrical parts failure due to insufficient cooling inside the product.
- **Continued use with a narrow suction port (high pressure) may result in the motor becoming excessively hot due to diminished cooling capability.**
- Install the product in a place where filter replacement and maintenance can be performed easily.
(To replace filters, a space of 350mm or more is required from the main body front face.)
- Install the product in a place 0.2 to 2.0 m from any walkway.
- The installation headroom of the product is 1,000 mm or less.
- The installation classification is "Contamination level II"

● Connection precautions

- Connect the product securely. Do not bend or pull cables forcibly.
Forcible bending or pulling may cause a fire and electrical shock.
- Use the correct power supply. Also, ensure the earth wire is connected.
- The over-voltage category of the power supply is "Division II".

● Operation precautions

- Do not move the product during the operation.
- Turn OFF the power if any sudden interruption of power occurs.
Otherwise, injury or product damage may be caused when the product restarts.
- Operating the product without the filter or with a clogged and damaged filter may cause a malfunction, if foreign matter enters the blower or sucked up dust is re-scattered into the surrounding environment.
Install the filter properly before operating the machine

● Repair, disassembly and modification precautions

- Do not disassemble or modify the machine. Disassembly and modification may cause an electrical shock or injury.
Contact your dealer for internal inspection and repair.

● Disposal precautions

- Dispose of the product properly as industrial waste.

Air Blower Type

Medium pressure type
(Large airflow volume)

Capability
level

Application

Fine dust

Laser
Clean

Deodorant



CKU series

CKU-080AT3-HC
CKU-240AT3-HC
CKU-450AT3-HC

P.10 P.11



SK series

SK-250AT
SK-450AT-HI
SK-750AT-PM

P.12 P.13



SKV series

SKV-900AT-PM-HC-V1

P.12 P.13



CKU series

CKU-050-SP

P.14



*060
only

*060
only

*AT Panel not included with CKU-050-ACC



CKU series

CKU-060AT3-ACC

CKU-050-ACC

P.22 P.23



*Custom order machines
only(-V1)



CMP series

CMP-750AT3N
CMP-1500AT3N

P.16 P.17



CHV series

CHV-030AD-HC-V1

P.15

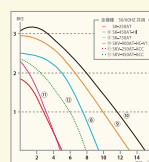


CFP series

CFP-1000AT3-4036-UD
CFP-1500AT3-4036-UD

P.24 P.25

Dust collector
performance curve



P.6

List of product
specifications

Model	Capacity (L/min)	Power (W)	Weight (kg)	Dimensions (mm)	Accessories
CKU-080AT3-HC	80	100	10	100x100x100	Standard
CKU-240AT3-HC	240	300	30	200x200x200	Standard
CKU-450AT3-HC	450	500	50	300x300x300	Standard
SK-250AT	250	200	20	150x150x150	Standard
SK-450AT-HI	450	400	40	250x250x250	Standard
SK-750AT-PM	750	700	70	350x350x350	Standard
SKV-900AT-PM-HC-V1	900	900	90	450x450x450	Standard
CKU-050-SP	50	50	5	50x50x50	Standard
CKU-060AT3-ACC	60	60	6	60x60x60	Standard
CKU-050-ACC	50	50	5	50x50x50	Standard
CHV-030AD-HC-V1	30	30	3	30x30x30	Standard
CFP-1000AT3-4036-UD	1000	1000	100	1000x1000x1000	Standard
CFP-1500AT3-4036-UD	1500	1500	150	1500x1500x1500	Standard

P.7

High pressure type

Ultra-high pressure type



CBA series


CBA-080AT3-HI / CBA-500AT3-HC
CBA-1200AT3-HI-V1 / CBA-2000AT3-HI-V1

P.18 P.19



Cyclone (pre-processing)

P.34



CBA series

CBA-1000AT3-HC-DSA-V1

P.26 P.27



SHP series

SHP-1000AT3
SHP-1200AT3
SHP-1600AT3

P.20 P.21



CBD series

CBD-1000AT3-DSA-J

P.28 P.29



CHP series

CHP-5000AT3-DSA-UD

P.30 P.31

Information about icons



Air blower type



Medium pressure



High pressure



Ultra-high pressure



NEW

AT3 panel



AT panel



AD panel



Dust removal function
Vibration type



Dust removal function
Pulse type



Back wash type



Where a delivery date is specified, we can deliver a model that is compatible with CE standards. (*See back cover).



ROHS compliant as standard



For general environments



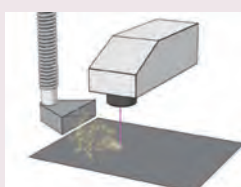
For installation inside clean rooms

Panel information




P.8 P.9

List of hood formats




P.35

Filter formats



P.36 P.37

List of applications



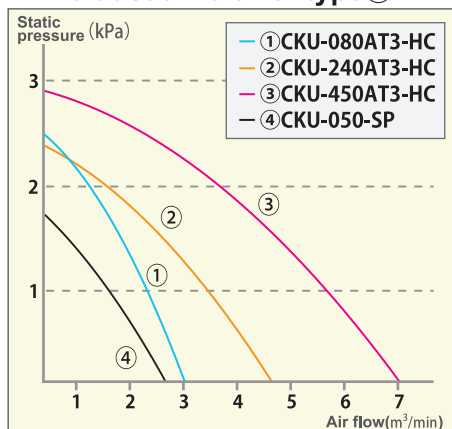
P.38 P.39



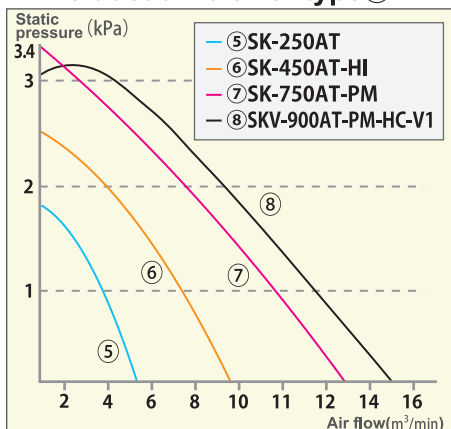
Dust collector performance curve

The suction performance of the dust collector is shown by pressure on the vertical axis (this catalog uses kPa as the unit for static pressure) and air flow on the horizontal axis (unit: m^3/min). In this catalog, the maximum values are displayed for the respective units. For example, if air volume (horizontal axis) is zero, the maximum static pressure is displayed, and if static pressure (vertical axis) is zero, the maximum air volume is displayed. The lists of specifications on each page show maximum air volume and maximum static pressure. *Using capacity level 7

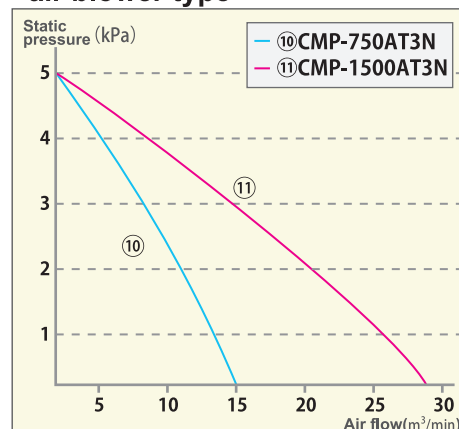
■Fine dust air blower type①



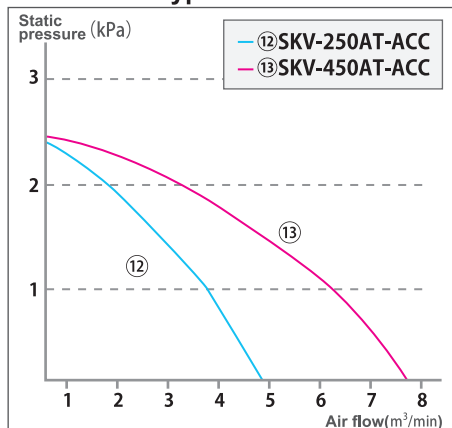
■Fine dust air blower type②



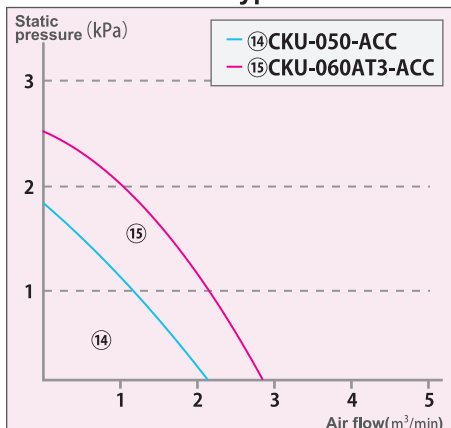
■Fine dust medium pressure air blower type



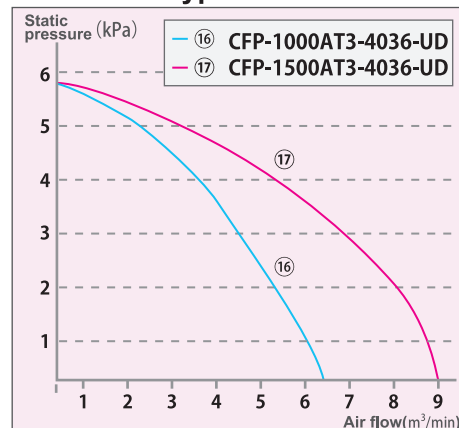
■Deodorant type



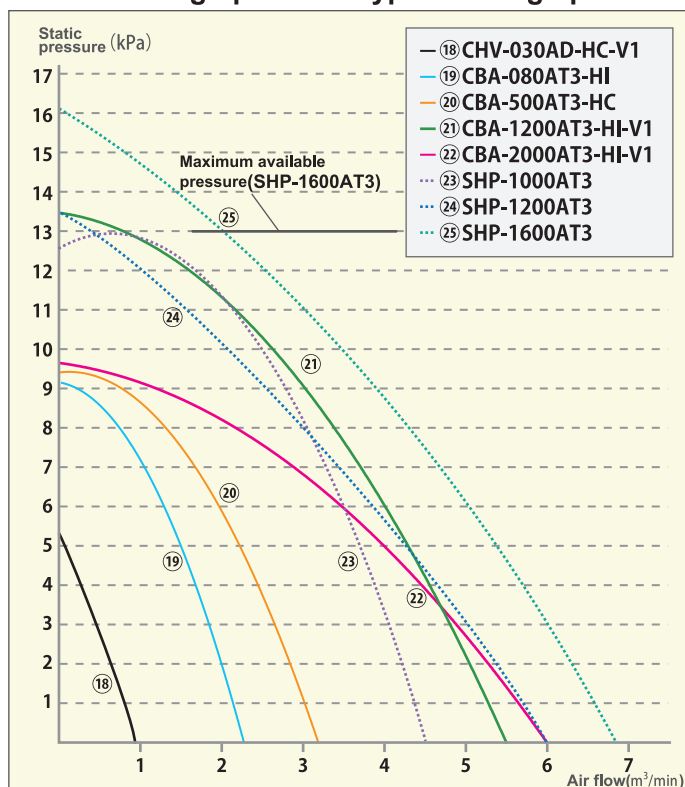
■Laser air blower type



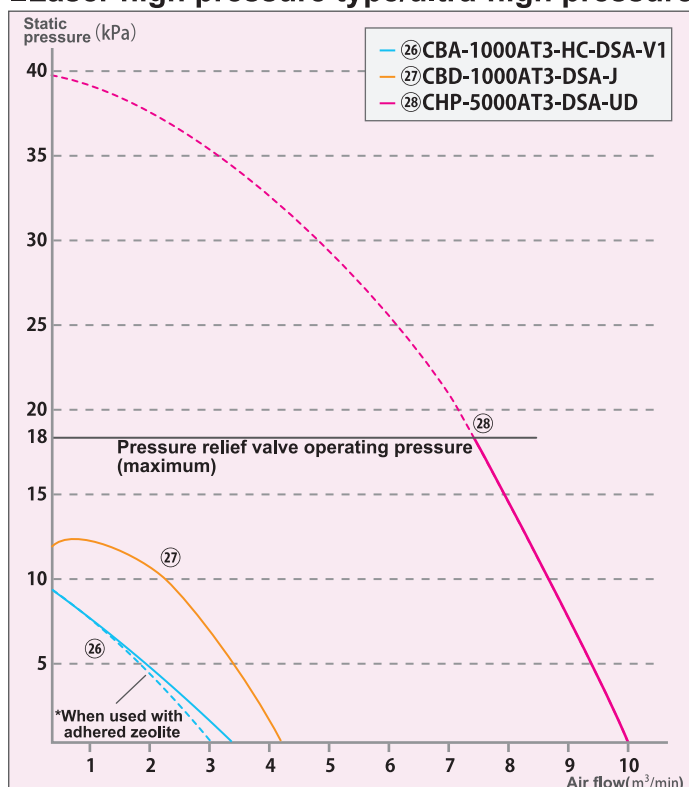
■Laser medium pressure air blower type



■Fine dust high pressure type/ultra-high pressure



■Laser high pressure type/ultra-high pressure





List of product specifications

Dust collector performance curve List of product specifications

CHIKO Model	Air blower type	High pressure type	Laser fumes	General environments	For installation inside clean rooms	Main body suction port diameter (hose size)	Panel	Remote connector	Activated carbon	HEPA filter	Compressed air	"Clean class" compliant ("Clean class" during operation)	RoHS compliant	To be used with 200-240V	CE compliant
CKU-080AT3-HC	●	—	—	●	●	65	AT3	●	—	OP	—	100,000-10,000(1,000-100)	●	●	●
CKU-240AT3-HC	●	—	—	●	●	75	AT3	●	—	OP	—	100,000-10,000(1,000-100)	●	●	●
CKU-450AT3-HC	●	—	—	●	●	100	AT3	●	—	OP	—	100,000-10,000(1,000-100)	●	●	●
SK-250AT	●	—	—	●	—	75	AT	●	—	—	—	—	●	●	●
SK-450AT-HI	●	—	—	●	—	100	AT	●	—	—	—	—	●	●	●
SK-750AT-PM	●	—	—	●	—	125	AT	●	—	—	—	—	●	●	●
SKV-900AT-PM-HC-V1	●	—	—	●	●	125	AT	●	—	●	—	1,000-100	●	●	●
CKU-050-SP	●	—	—	●	—	50	—	—	—	—	—	—	●	—	—
CHV-030AD-HC-V1	—	Medium pressure	—	●	●	38	AD	●	—	●	—	1,000	●	● ^{*1}	—
CMP-750AT3N	●	Medium pressure	—	●	OP	125	AT3	●	—	OP	●	(1,000)	●	● (3 phase)	—
CMP-1500AT3N	●	Medium pressure	—	●	OP	150	AT3	●	—	OP	●	(1,000)	●	● (3 phase)	—
CBA-080AT3-HI	—	●	—	●	●	65	AT3	●	—	OP	—	100,000-10,000(1,000-100)	●	●	●
CBA-500AT3-HC	—	●	—	●	●	75	AT3	●	—	OP	—	100,000-10,000(1,000-100)	●	●	●
CBA-1200AT3-HI-V1	—	●	—	●	●	75	AT3	●	—	●	—	1,000	●	●	●
CBA-2000AT3-HI-V1	—	●	—	●	●	100	AT3	●	—	●	—	1,000-100	●	●	●
SHP-1000AT3	—	●	—	●	●	75	AT3	●	—	●	●	1,000	●	●	—
SHP-1200AT3	—	●	—	●	●	75	AT3	●	—	●	●	1,000	●	●	—
SHP-1600AT3	—	●	—	●	●	100	AT3	●	—	●	●	1,000	●	●	—
CKU-060AT3-ACC	●	—	●	●	—	65	AT3	●	●	—	—	—	●	●	●
CKU-050-ACC	●	—	●	●	—	65	—	● (3pins)	●	—	—	—	●	—	—
CFP-1000AT3-4036-UD	●	Medium pressure	●	●	●	100	AT3	●	●	●	●	10,000	●	●	—
CFP-1500AT3-4036-UD	●	Medium pressure	●	●	●	100	AT3	●	●	●	●	10,000	●	●	—
CBA-1000AT3-HC-DSA-V1	—	●	●	●	●	75	AT3	●	●	●	—	100,000-10,000	●	●	●
CBD-1000AT3-DSA-J	—	●	●	●	●	75	AT3	●	●	●	●	100,000-10,000	●	●	—
CHP-5000AT3-DSA-UD	—	●	●	●	—	100	AT3	●	OP	—	●	—	●	● (3 phase)	●
SKV-250AT-ACC	●	—	—	●	—	75	AT	●	●	—	—	—	●	●	—
SKV-450AT-ACC	●	—	—	●	OP	100	AT	●	●	OP	—	(1,000)	●	●	—
SCC-60-10	—	—	—	—	—	38	—	—	—	—	—	—	●	—	—
SCC-150-8	—	—	—	—	—	50	—	—	—	—	—	—	●	—	—
SCC-60-13-SUS	—	—	—	—	—	38	—	—	—	—	—	—	●	—	—
SCC-150-13-SUS	—	—	—	—	—	50	—	—	—	—	—	—	●	—	—
SCC-300-24-SUS	—	—	—	—	—	75	—	—	—	—	—	—	●	—	—

*1 To be used with AC-DC power supply.

"Clean class" products available depending on the model.

PANEL

New panel: AT3Panel

**Creating
“Visualization”**

We have installed pressure and temperature sensors installed, enabling you to check the status and condition of the dust collector in detail.

Centralized control

A communication function enables you to control of multiple dust collectors as a linked part of your equipment.

Diagnostic function

By retrieving log data via Ethernet or RS-485 communication, you can check the operational status of the dust collector.

*Option required for communication (sold separately)

Improved information can be viewed on the updated AT panel

Control**Suction pressure****External pressure****Filter differential pressure at the suction side****Exhaust pressure**

You can check 4 pressures. You can monitor the current capability level of the dust collector and the clogging in each filter.

Equipment maintenance

You can check the temperature of the area around the blower. You can check the rotation speed of the motor, and identify equipment abnormalities early and take rapid countermeasures.

(Except for CBA-500AT3-HC/CBA-1000AT3-HC-DSA-V1)

Diagnostic function

Detects abnormalities in pressure; blower temperature; rotation speed and shows these on the display.

It is also possible to output an error signal via an optional remote cable or optional Ethernet / RS-485 communication.

Communication option

We have enabled Ethernet / RS-485 communication for the first time in a dust collector. This enables centralized control of multiple units, or in automated/unmanned factories.

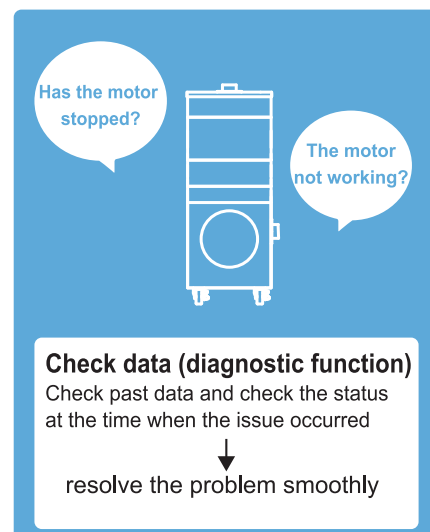
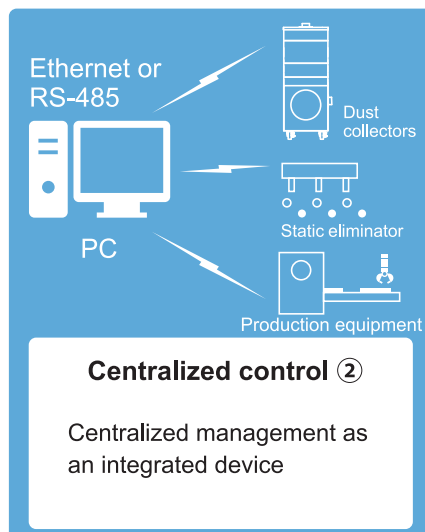
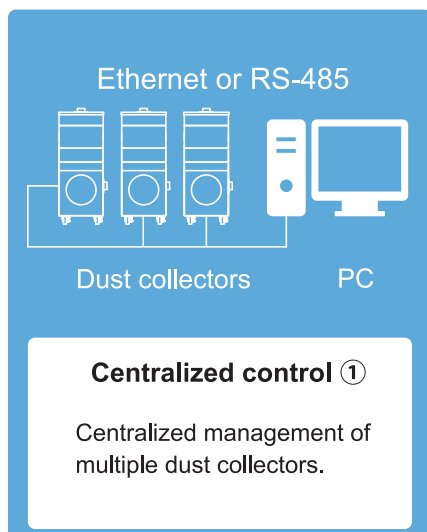
Data storage / review

By using the built-in lithium ion battery included with the unit, you can log dust collection data. You can save and review past operating conditions on the time axis (every 1 h). (Up to 3 months)

By retrieving the logged review data using Ethernet or RS-485 communication, you can now manage the unit from the time it is initialized.

You can also carry out maintenance at appropriate times by using the saved data. If there are any operational issues, it is possible to quickly and accurately investigate the causes.

Example of AT3 panel implementation

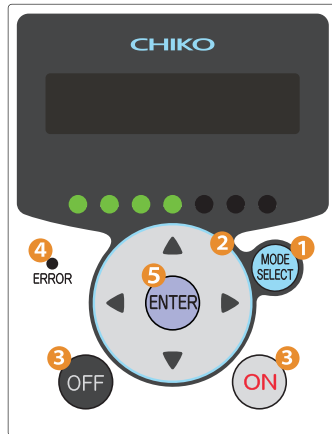


AT3 panel display

■Organic light emitting diode (OLED)

- You can check the differential pressure, external pressure, suction pressure, exhaust pressure, blower speed, operating time using numerical values.
- Filter-clogging-notice function installed. Since you can check the differential pressure in the filter, you can accurately assess the state of clogging in the filter.
- Alarm function installed (abnormal temperature warning)

- It is possible to set five different levels for notifications on filter clogging.
You can set optional values for filter clogging notifications.



1 Mode selection key

The mode select key operates if pressed when the unit is OFF. This key can also be used to "go back to the previous stage."

2 Cursor key

This is used for changing the operating level and selecting / changing items on the display.

3 ON/OFF

Separate to the power ON / OFF function, if you press and hold down the OFF button you register the initial pressure.

4 Error lamp

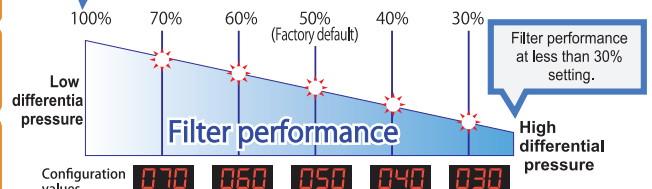
This lamp lights up or blinks when an error occurs (insufficient airflow, pressure shortfall, etc.).

5 Enter key

Pressing the key, when the mode is selected, will set the contents. Also the initial pressure is registered by pressing and holding down the key during operation.

You can utilize the filter at 100% capability
Initial pressure registration is 100%

Note:Initial pressure is the pressure at the time of setting up the suction hose and hood etc.



To advance the lamp-lighting timing ← To delay the lamp-lighting timing

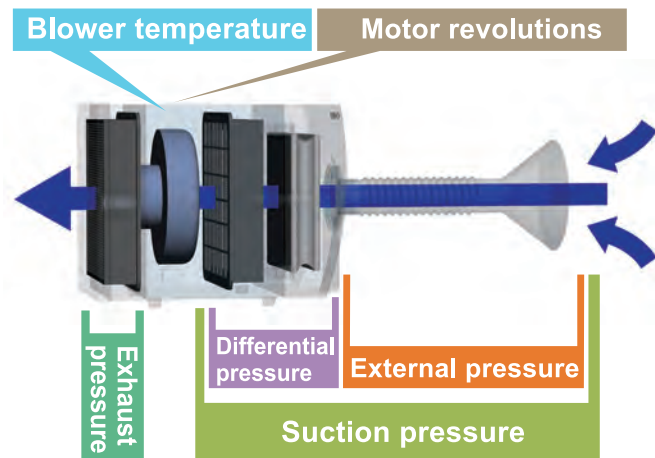
WARNING The timing of the light can be set at five different levels.

When the level is adjusted after the initial pressure is set, the timing of the **WARNING** light is set automatically and comes on according to the appropriate pressure.

The **WARNING** light may come on when the operating level is between 1 and 7.

※ If the initial pressure is not set, a **WARNING** light that initial pressure is not registered will come on.

Creating "Visualization"



Operating time

You can check cumulative operating time (from the start of operation) and the current continuous operating time.

Suction pressure

You can check the total pressure from the suction port to the motor chamber, and the current load.

External pressure

You can check the suction port and duct pressure. You can assess which nozzle is appropriate at the start, and you can check clogging in the nozzle when in use.

Filter differential pressure at the suction side

It is possible to check clogging in the suction side filter. You can output a clogging alarm display or signal.

Exhaust pressure

You can check clogging in the exhaust filter and loss of pressure in the exhaust pipe.

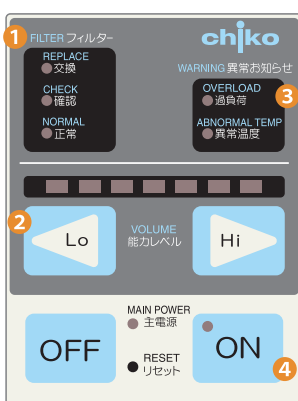
Blower temperature

You can ensure the device does not stop or fail, due to filter clogging or a rise in temperature because of motor abnormalities.

Motor rotation speed

You can check the number of revolutions while the motor is in use in order to quickly identify motor malfunctions and take countermeasures.

AT · AD Panel display and operation



1 FILTER

Notifies you about the status of clogging.

2 Operating level (Tact switch)

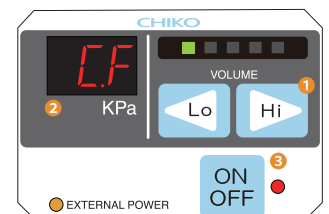
Adjusts the dust collector suction level. This can be set according to 7 operating levels.

3 WARNING (Anomaly signal)

Overload: This lights up when the motor runs at 150% of its specified electrical current level for over 1 minute. This stops the operation of the unit at the same time. Abnormal temperature: This lights up when the motor reaches an abnormal temperature. This stops the operation of the unit at the same time.

4 ON/OFF (Tact switch)

Installed model type:
CHV-030AD-HC-V1



1 Operating level (Tact switch)

Adjusts the dust collector suction level. This can be set according to 5 operating levels.

2 Display panel

Numerical value: Indicates the current operating pressure. C.F : This is displayed when the performance has deteriorated due to filter clogging, etc.

3 ON/OFF (Tact switch)

Air blower type that sucks in floating dust particles, etc. using a ventilation-like air flow.
Suitable for clean rooms. (Complies with cleanliness class 100,000 to 10,000)

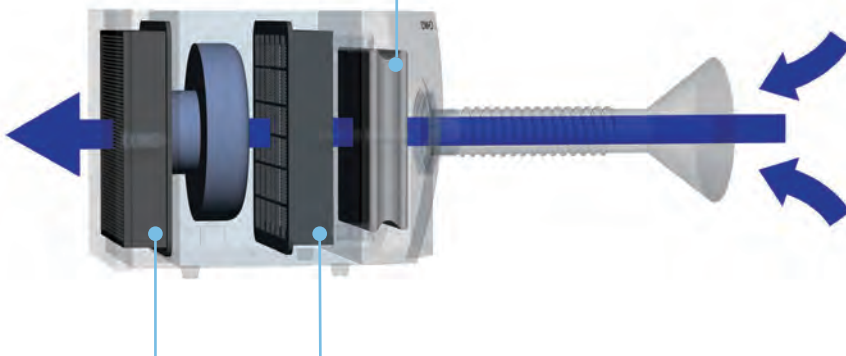
Product structure and features

Primary filter

Filter bag is made of five layers of nonwoven polypropylene fabric.
The five layers have different air permeation rates to minimize clogging and provide a filtration rate of 95% or higher for particulates of 45 μ and larger.
The five layer filter also offers high overall strength; thus, it does not tear easily unlike a paper pack.

Secondary filter

Nonwoven polypropylene fabric is formed into a pleated filter.
The outside frame is molded in ABS resin (CKU-240AT3-HC is polypropylene).
Highly effective with a filtration rate of 99% or higher for particulates of 0.3 μ .



CKU series (with filter cases open)

Exhaust filter

This uses the same filter as the secondary filter, and collects particles that were not extracted by the primary and secondary filters. Also, it is installed for the purpose of collecting dust particles generated in the fan motor chamber.
The filter has a filtration rate of 99% or higher for particulates of 0.3 μ , thus enabling the use of the dust collector for applications requiring cleanliness class of 100,000 to 10,000.
If a HEPA filter (filtration rate of 99.97% or higher for 0.3 μ particulates) is fitted, the dust collector complies with cleanliness class 1,000 to 100. Note: Based on factory inspection data.
For the CKU/CBA series, if the model number has V1 at the end, a HEPA filter is installed as standard equipment.
Standard specification models can be easily converted to V1 specification after purchase. (CKU-240AT3-HC requires replacement of the exhaust cover). Please refer to page 37 "HEPA filters" for HEPA filter types for each model.

Easily detachable flange type (sold separately)

Filter type

Model	Primary filter	Secondary filter	Exhaust filter	$\phi 38$	$\phi 50$	$\phi 65$	$\phi 75$
CKU-080AT3-HC	FB-25	CHF-2525-50	CHF-2525-50	FRJ-D-38-35-92	FRJ-D-50-35-92	Standard	—
CKU-240AT3-HC	FB-30	CHF-3030-50	CHF-3030-50	FRJ-D-38-35-108	FRJ-D-50-35-108	FRJ-D-65-35-108	Standard
CKU-450AT3-HC	FB-700-22	CHF-3535-70	CHF-3535-70	—	—	—	—

List of specifications

Model	Output	Voltage	Frequency	Rated current	Maximum air flow	Maximum static pressure	Noise level ^{*1}	Suction port (hose) size	Suction port sold separately (size can be changed)
CKU-080AT3-HC	30W	100V single phase	50/60	2.4A	2.9 m ³ /min	2.5kPa	54-58dB	$\phi 65$	$\phi 50 \cdot \phi 38$
CKU-240AT3-HC	250W	100V single phase	50/60	5.3A	4.6 m ³ /min	2.4kPa	52-60dB	$\phi 75$	$\phi 65 \cdot \phi 50 \cdot \phi 38$
CKU-450AT3-HC	500W	100V single phase	50/60	9.8A	7.0 m ³ /min	2.9kPa	58-73dB	$\phi 100$	—
Model	To be used with 200-240V	CE compliant	Panel	Power cable	Remote control feature	Suitable for use in clean rooms	Primary filter capacity	Mass	Main body dimensions (D×W×H)
CKU-080AT3-HC	○	○	AT3	3m	○	○	2.5L	10.3kg	385×290×278mm
CKU-240AT3-HC	○	○	AT3	3m	○	○	4.5L	16.4kg	422×340×328mm
CKU-450AT3-HC	○	○	AT3	3m	○	○	5.0L	30.0kg	472×400×399mm

^{*1} Measurements obtained in Scale A (dBA) from a randomly selected position at a distance of 1m using a unit with a hose connected to its suction port.

Note: Contents may change without notice.



CKU-450AT3-HC

CKU-240AT3-HC

CKU-080AT3-HC

Features

24 hours continuous operation possible

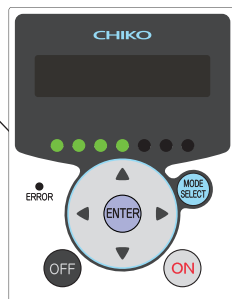
Compact, high-performance

We have redeveloped the inner part of the fan motor and its control to realize the company's vision of "compact high performance". Compared to competing products, our product has a 50% lower volume ratio, and is a successful example of the miniaturization of high demand devices in recent years. Operating efficiency is the same at 50Hz/60Hz.

Control panel

AT3 Panel

See pages 8-9 for more details.



Remote control feature included (for remote operation)

■ Remote cable (sold separately/model: Using MT-173-8 (3 m)) enables remote operation of peripheral equipment.

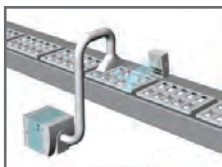


Motor cable receiving port on main body

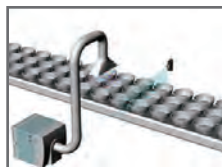
- | | |
|---|---|
| 1.Operation input signal | 5.Operating signal |
| 2.Operation pressure signal (DC1-5V) | 6.Abnormality signal |
| 3.Filter clogging signal | 7.Change of operating level input signal (DC0-5V) |
| 4.Remote-control operation switching input signal | 8.Gnd |

- Operation ON/OFF
- Change capacity level (air volume)

List of applications



Static elimination; removal of dirt on mobile phone surface prior to packing



Removal of dust on container with air blower



Static elimination; removal of dust from electric components (such as chip sensors) with air blower

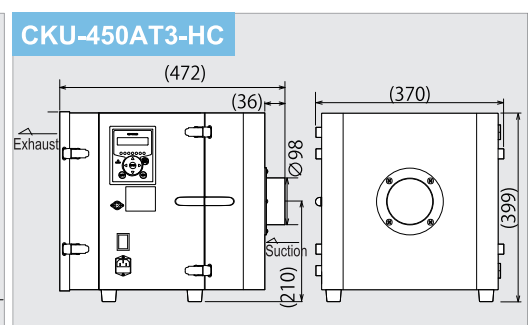
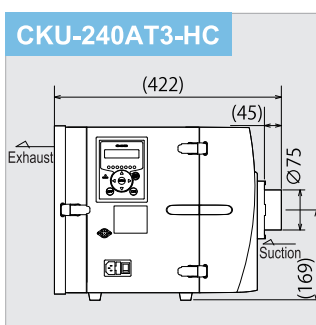
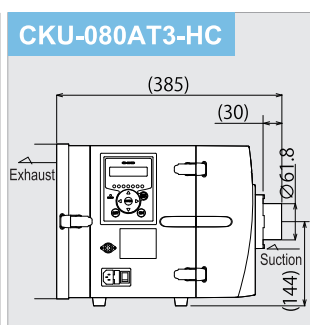
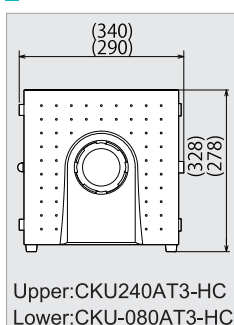


Static elimination on surface of circuit board; removal of dust with air blower



Removal of powder from precision machining of precious metals

Dimensions



Note: Contents may change without notice.

Fine dust
CKU

Fine dust
SK
SKV

Fine dust
CMP

Fine dust
CBA

Fine dust
SHP

Laser clean
CKU

Laser clean
CFP

Laser clean
CBA

Laser clean
CBD

Lather clean
CHP


Ultra small / compact

Deodorant
SKV

Cyclone

A high performance dust collector that can be used for general environments. The filter can easily be replaced by opening the skeleton panel at the front. The primary filter is a bag type, so can easily be replaced without getting your hands dirty. In addition, the secondary filter incorporates a cylindrical filter for improved air flow efficiency. This ensures that the dust collector is very powerful despite its compact size.

Product structure and features



SK series
For general environments

Primary filter

Filter bag is made of five layers of nonwoven polypropylene fabric. The five layers have different air permeation rates to minimize clogging and provide a filtration rate of 95% or higher for particulates of 45μ and larger. The five layer filter also offers high overall strength; thus, it does not tear easily unlike a paper pack. The clear window provided on the filter shows the amount of collected dust even during operation.

Secondary filter

Polyester molding filter installed. The outside frame of the filter is made of ABS resin and is designed to ensure easy maintenance. Filtration efficiency is over 99% for 10μ particulates.

Primary filter

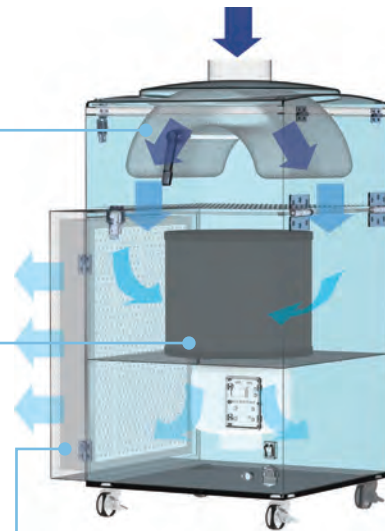
Filter bag is made of five layers of nonwoven polypropylene fabric. The five layers have different air permeation rates to minimize clogging and provide a filtration rate of 95% or higher for particulates of 45μ and larger. The five layer filter also offers high overall strength; thus, it does not tear easily unlike a paper pack. The clear window provided on the filter shows the amount of collected dust even during operation.

Secondary filter

Polyester molding filter installed. The outer frame of the filter is made of ABS resin and is designed to ensure easy maintenance. Filtration efficiency is over 99% for 10μ particulates.

Exhaust filter

The HEPA filter provided as standard equipment offers a filtration is over 99.97% for particulates of 0.3μ. Complies with clean grade 1,000-100.



SKV-900AT-PM-HC-V1

For clean rooms

(Complies with cleanliness class 1,000 to 100)

Filter type

Model	Primary filter	Secondary filter	Exhaust filter
SK-250AT	FB-700-16	CS-300-150	—
SK-450AT-HI	FB-700-22	CS-300-200	—
SK-750AT-PM	FB-900-25	CS-300-250	—
SKV-900AT-PM-HC-V1	FB-900-33-125	CS-300-250	HEP-5040-80

List of specifications

Model	Output	Voltage	Frequency	Rated current	Maximum air flow	Maximum static pressure	Noise level ^{*1}	Suction port (hose) size	
SK-250AT	250W	100V single phase	50/60	6.5A	5.5 m³ / min	1.85kPa	50-67dB	φ 75	
SK-450AT-HI	500W	100V single phase	50/60	10.0A	9.5 m³ / min	2.5kPa	57-68dB	φ 100	
SK-750AT-PM	500W	200V single phase	50/60	7.0A	13.0 m³ / min	3.4kPa	60-64dB	φ 125	
SKV-900AT-PM-HC-V1	1000W	200V single phase	50/60	9.8A	15.0 m³ / min	3.2kPa	73dB	φ 125	
Model	To be used with 200-240V	CE compliant	Panel	Power cable	Remote control feature	Suitable for use in clean rooms	Primary filter capacity	Mass	Main body dimensions (D×W×H)
SK-250AT	○	○	AT	3m	○	—	3.0L	22.3kg	376×396×424mm
SK-450AT-HI	○ *2	○	AT	3m	○	—	5.0L	35.2kg	493×476×514mm
SK-750AT-PM	Standard	—	AT	3m	○	—	8.0L	46.5kg	581×526×579mm
SKV-900AT-PM-HC-V1	Standard	—	AT	3m	○	○	20.0L	56.0kg	547×519×925mm

^{*1} Measurements obtained in Scale A (dBA) from a randomly selected position at a distance of 1m using a unit with a hose connected to its suction port.

^{*2} 200V single phase 4.9V/220-230V single phase 4.5V

Note: Contents may change without notice.



SK-250AT

SK-450AT-HI

SK-750AT-PM



SKV-900AT-PM-HC-V1

Features

SK series

The front opening is made of transparent polycarbonate resin, so you can check the status of the filters during operation.

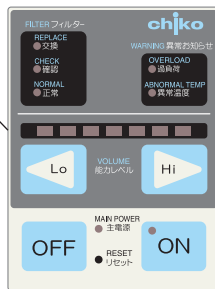
SKV-900AT-PM-HC-V1

The primary and secondary filter chambers are totally separate from each other, and can be easily inspected.
A "dust removal handle" is installed in the primary filter chamber to rectify filter clogging. By moving the handlebar left and right, you can remove dust adhering to the primary filter and rectify clogging.

Control panel

AT Panel

See pages 9 for more details.



Remote control feature included (for remote operation)

■ Remote cable (sold separately/model: Using MT-173-8 (3 m)) enables remote operation of peripheral equipment.



Motor cable receiving port on main body

- 1.Operation input signal
- 2.Operation pressure signal (DC1-5V)
- 3.Filter clogging signal
- 4.Remote-control operation switching input signal
- 5.Operating signal
- 6.Abnormality signal
- 7.DC12V (MAX 100mA)
- 8.Gnd

- Operation ON/OFF
- Change capacity level (air volume)

List of applications



Static elimination; removal of dust adhering to cosmetic bottle lid or compact surface with air blower



Removal of dust from forming mold with air blower

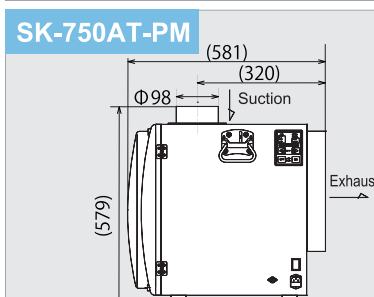
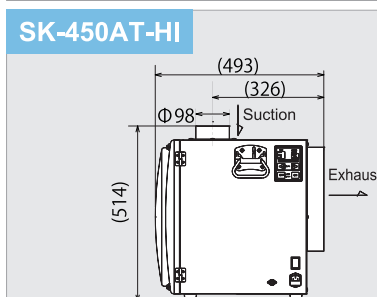
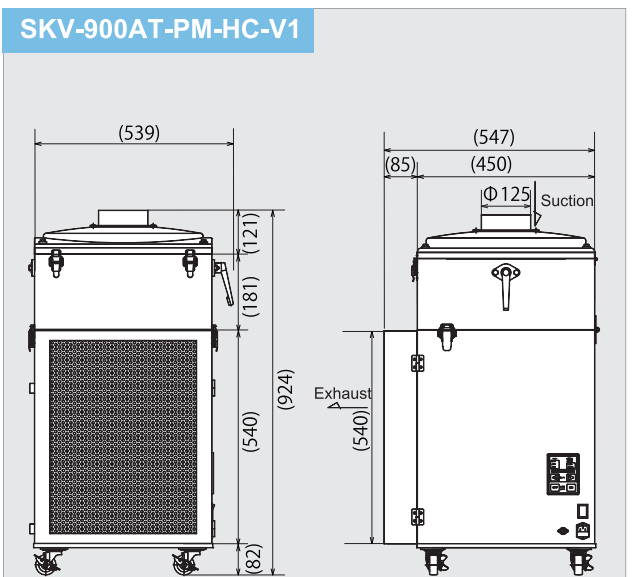
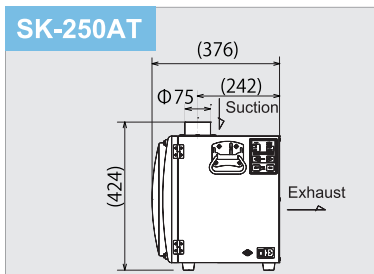
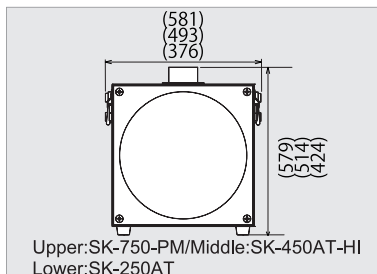


Static elimination; removal of dust and from parts feeder



Static elimination; removal of dust and dirt on pachinko machine surface

Dimensions



Note:Contents may change without notice.

Fine dust
CKU

Fine dust
SK
SKV

Fine dust
CMP

Fine dust
CBA

Fine dust
SHP

Laser clean
CKU

Laser clean
CFP

Laser clean
CBA

Laser clean
CBD

Lather clean
CHP

Ultra small / compact

Deodorant
SKV

Cyclone

We pursued to create a device that was compact, low-cost, and with high suction power. Two-way setup dust collector can be installed either horizontally or standing upright.

Product structure and features

Primary filter

Filter bag is made of five layers of nonwoven polypropylene fabric. The five layers have different air permeation rates to minimize clogging and provide a filtration rate of 95% or higher for particulates of 45 μ and larger. The five layer filter also offers high overall strength; thus, it does not tear easily unlike a paper pack.

Secondary filter

Nonwoven polypropylene fabric is formed into a pleated filter. The outside frame is molded in ABS resin. Highly effective with a filtration rate of 99% or higher for particulates of 0.3 μ .



CKU-050-SP

Features

Two-way setup

Two-way setup dust collector can be installed either horizontally or standing upright.

Compact in size

Installation area 260 × 260mm, height 308 mm. The two criteria that we have insisted upon are that the dust collector is low cost and that it has high suction power (1.75 kPa). The device is light, with a total weight of 8.4 kg.

Reduced power consumption

By using a brushless motor, we have reduced the product's power consumption to 80W. The switch is illumination-type with a one switch ON/OFF capability.

List of applications



Static elimination; removal of dust particles from mobile phone surface prior to painting with air blower



Removal of fine dust particles from DVD disk



Removal of adhered dust and dirt from inside hard disk



Removal of floating dust when attaching labels

Filter type

Model	Primary filter	Secondary filter	Exhaust filter
CKU-050-SP	FB-25	CHF-2525-50	—

Easily detachable flange type (sold separately)

Size	Model
$\phi 38$	FRJ-D-38-35-92

List of specifications

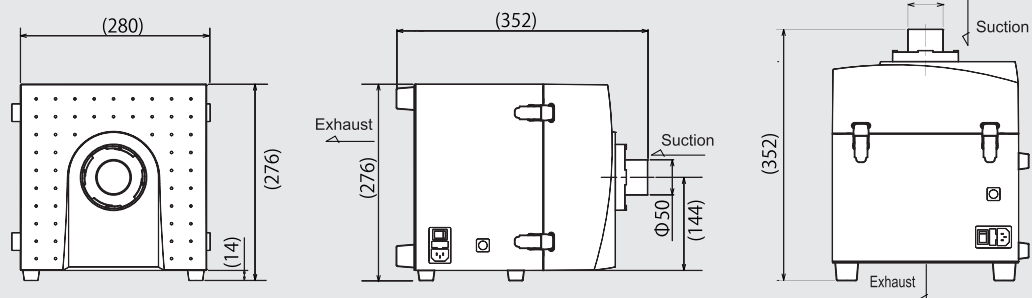
Model	Output	Voltage	Frequency	Rated current	Maximum air flow	Maximum static pressure	Noise level ^{*1}	Suction port (hose) size	Suction port sold separately (size can be changed)
CKU-050-SP	30W	100V single phase	50/60	2.2A	2.6 m ³ /min	1.75kPa	61.5dB	$\phi 50$	$\phi 38$
	To be used with 200-240V	CE compliant	Panel	Power cable	Remote control feature	Suitable for use in clean rooms	Primary filter capacity	Mass	Main body dimensions (D×W×H)
	—	—	—	3m	—	—	2.5L	8.4kg	352×280×276mm

*1 Measurements obtained in Scale A (dBA) from a randomly selected position at a distance of 1m using a unit with a hose connected to its suction port.

Note: Contents may change without notice.

Dimensions

CKU-050-SP



Note: Contents may change without notice.

Because the product is ultra-compact, it can be installed inside production machines. It can also be used for cleaning production machinery inside cleanrooms. The device complies with clean room specifications and is made of materials that do not create dust anywhere in the main body. The casing has an aluminum baked finish.

Product structure and features

Primary filter

Filter bag is made of five layers of nonwoven polypropylene fabric. The five layers have different air permeation rates to minimize clogging and provide a filtration rate of 95% or higher for particulates of 45 μ and larger. The five layer filter also offers high overall strength; thus, it does not tear easily unlike a paper pack.

Secondary filter

Nonwoven polypropylene fabric is formed into a pleated filter. The outside frame is molded in ABS resin. Highly effective with a filtration rate of 99% or higher for particulates of 0.3 μ .

Exhaust filter

The HEPA filter provided as standard equipment offers a filtration rate of 99.9% or higher for particulates of 0.3 μ and larger. Complies with clean grade 1,000.



CHV-030AD-HC-V1

Features

24 hours
continuous
operation possible

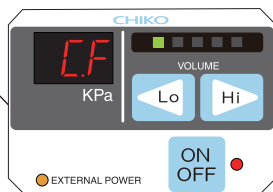
The smallest dust collector in the industry (As of January 21, 2013, according to our company survey)

This is the industry's smallest high pressure dust collector, with an installation area of 262x182x230 mm. The product is exceptionally light and weighs only 2.4(2.38)kg. It has handles to make it easy to carry.

Control panel

AD Panel

See pages 9 for
more details.



Remote control feature included (for remote operation)

■ Remote cable (sold separately/model: Using MT-173-8 (3 m)) enables remote operation of peripheral equipment.



Motor cable receiving
port on main body

- | | |
|---|--------------------|
| 1.Operation input signal | 5.Operating signal |
| 2.Operation pressure signal (DC1-5V) | 6. — |
| 3.Filter clogging signal | 7. — |
| 4.Remote-control operation switching input signal | 8.Gnd |

● Operation ON/OFF

Filter type

Model	Primary filter	Secondary filter	Exhaust filter
CHV-030AD-HC-V1	FB-15	CHF-1714-30	HEP-1714-30

List of specifications

Model	Output	Voltage	Frequency	Rated current	Maximum air flow	Maximum static pressure	Noise level ^{*1}	Suction port (hose) size
CHV-030AD-HC-V1	—	DC 24V	—	5.0A	0.9 m ³ /min	5.2kPa	58-70dB	φ 38
To be used with 200-240V		CE compliant	Panel	Power cable	Remote control feature	Suitable for use in clean rooms	Primary filter capacity	Mass
○ ^{*2}		—	AD	—	○	○ ^{*3}	0.5L	2.4kg
								Main body dimensions (D×W×H)
								262×182×230mm

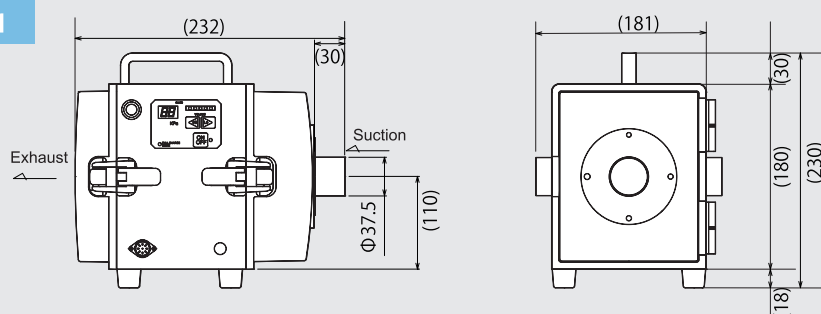
^{*1} Measurements obtained in Scale A (dBA) from a randomly selected position at a distance of 1m using a unit with a hose connected to its suction port.

^{*2} For use with AC-DC power supply. ^{*3} Complies with cleanliness class 1,000.

Note: Contents may change without notice.

Dimensions

CHV-030AD-HC-V1



Note: Contents may change without notice.

Fine dust

CKU

Fine dust

SK
SKV

Fine dust

CMP

Fine dust

CBA

Fine dust

SHP

Laser
clean
CKU

Laser
clean
CFP

Laser
clean
CBA

Laser
clean
CBD

Lather
clean
CHP

Ultra
small
compact

Deodorant

SKV

Cyclone

CMP series dust collectors are medium size with medium pressure / high air blower capability. Suitable for sucking in surrounding air by using a hood with large opening area or by branching to multiple hoses.

Product structure and features

Primary filter

The product uses a teflon microporous cylindrical filter. This is an effective filter for removing dust with pulses.

With high efficiency motor installed

Compact design achieved through installation of high efficiency PM motor. Installation space is approximately half the amount required for a commercially available three-phase induction motor.

Dust collection is possible from either side.

Dust removal function [Pulse type]

Dust removal is carried out using pulse air (compressed air) to ensure suction power is not diminished. High powered dust removal with filter using a large capacity pulse jet.

Dust box



Carefully designed structure minimizes scattering of dust when opening/closing the drawer. Collected dust is stored in a dedicated antistatic plastic bag, which is easy to replace.



Filter type

Model	Primary filter			Air intake and exhaust for cooling inverter		Exhaust HEPA filter ^{*1}
	Common type for Standard model / custom	Number	Total filtration area	Nonwoven cloth	Filter (when using HEPA filter)	
CMP-750AT3N	CS-175-300-63P-R	4	6.0 m ²	PS300N	HEP-1293-33	HEP-5040-80
CMP-1500AT3N	CS-175-500-63P-R	4	10.0 m ²	PS300N	HEP-1293-33	HEP-5040-80

^{*1} Only to be used for clean room class 1,000-100

List of specifications

Model	Output	Voltage	Frequency	Rated current	Maximum air flow	Maximum static pressure	Noise ^{*1} level	Suction port (hose) size	Compressed air consumption volume	Compressed air pressure
CMP-750AT3N	1000W	200V three phase	50/60	6.5A	15.0 m ³ / min	5.0kPa	57-68dB	φ 125	17L/min (Connection port φ8)	0.4-0.6Mpa
CMP-1500AT3N	1500W	200V three phase	50/60	9.3A	27.5 m ³ / min	5.0kPa	57-68dB	φ 150	17L/min (Connection port φ8)	0.4-0.6Mpa
Model	To be used with 200-240V	CE compliant	Panel	Power cable	Dust removal function	Remote control feature	Suitable for use ^{*2} in clean rooms	Dust collection ^{*3} volume capability	Mass	Main body dimensions (D×W×H)
CMP-750AT3N	Standard	—	AT3	5m	Pulse type	○	OP	20L	125kg	580×581×1265mm
CMP-1500AT3N	Standard	—	AT3	5m	Pulse type	○	OP	20L	133kg	580×581×1465mm

^{*1} Measurements obtained in Scale A (dBA) from a randomly selected position at a distance of 1m using a unit with a hose connected to its suction port. (Pulse noise removed) ^{*2} Can be used with options. ^{*3} As a reference, the dust collection capacity is about 70% of the amount that can be withdrawn.

• For custom order machines, "-V1" is added to the end of the product model number (compatible with cleanliness class 1000).

• "-E" is added to the end of the product model number for customer order machines (conductive painting specifications).

Note: Contents may change without notice.

Features

Easy dust collection

Dedicated antistatic plastic bag (garbage bag) is installed to ensure dust can be easily disposed of.

This material prevents static electricity being generated and minimizes scattering of dust when collected dust is withdrawn.

■Antistatic plastic bag model: DP-1055-450E

[Enhanced compatibility with options]

Complies with cleanliness class 1,000-100

HEPA filter can be installed with custom specifications.
Suitable for clean room.

Inspection window wiper

By installing a wiper on the inspection window, adhered dust is removed, making it easier to check inside.

Exhaust flange

Exhaust can be directed outside by attaching a flange to the exhaust port.



CMP-750AT3N CMP-1500AT3N

Fine dust

CKU

Fine dust

SK
SKV

Fine dust

CMP

Fine dust

CBA

Fine dust

SHP

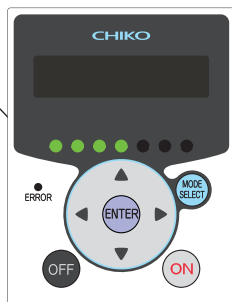
Laser
clean
CKULaser
clean
CFPLaser
clean
CBALaser
clean
CBDLather
clean
CHPUltra
small
compactDeodorant
SKV

Cyclone

Control panel

AT3 Panel

See pages 8-9
for more details.



Remote control feature included (for remote operation)

■Remote cable (sold separately/model: Using MT-173-8 (3 m)) enables remote operation of peripheral equipment.



Motor cable receiving port on main body

- 1.Operation input signal
- 2.Operation pressure signal (DC1-5V)
- 3.Insufficient air flow signal
- 4.Remote-control operation switching input signal
- 5.Operating signal
- 6.Insufficient pressure single
- 7.Change of operating level input signal (DC0-5V)
- 8.Gnd

- Operation ON/OFF
- Change capacity level (air volume)


List of applications




Static elimination; removal of dust adhering to meter panel with air blower



Removal of dust from car components with air blower



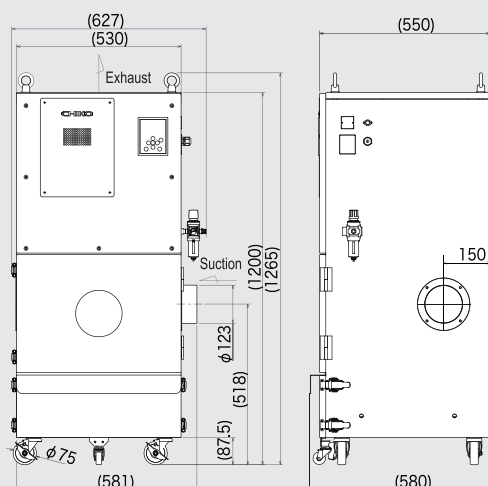
Static elimination; removal of dust adhering to car bumper



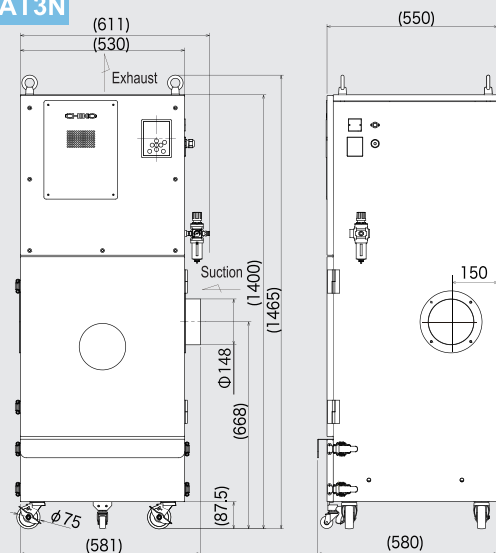
Removal of floating dust before pasting on LCD panels

Dimensions

CMP-750AT3N



CMP-1500AT3N



Note:Contents may change without notice.

A high pressure model that sucks up adhering fine dust like a vacuum cleaner.
Suitable for clean rooms. (Complies with cleanliness class 100,000 to 10,000.)
This is suitable for removing adhering dust with a small diameter tube or slit nozzle.


Product structure and features

Primary filter

Filter bag is made of five layers of nonwoven polypropylene fabric. The five layers have different air permeation rates to minimize clogging and provide a filtration rate of 95% or higher for particulates of 45 μ and larger.
The five layer filter also offers high overall strength; thus, it does not tear easily unlike a paper pack.

Secondary filter

Nonwoven polypropylene fabric is formed into a pleated filter. The outside frame is molded in ABS resin (CBA-500AT3-HC and CBA-1200AT3-HC are polypropylene). Highly effective with a filtration rate of 99% or higher for particulates of 0.3 μ .



Exhaust filter

This uses the same filter as the secondary filter, and collects particles that were not extracted by the primary and secondary filters. Also, it is installed for the purpose of collecting dust particles generated in the fan motor chamber.
The filter has a filtration rate of 99% or higher for particulates of 0.3 μ , thus enabling the use of the dust collector for applications requiring cleanliness class of 100,000 to 10,000*. (Based on factory inspection data)
For CKU / CBA series models ending in V1, you can easily change to V1 specification by replacing the filter even with standard specification models (CBA-500AT3-HC requires replacement of exhaust cover replacement).
For CBA-1200AT3-HI-V1 and CBA-2000AT3-HI-V1, a HEPA filter is attached as a standard specification.

● Please refer to page 37 "HEPA filters" for HEPA filter types for each model.

*CBA-1200AT3-HI-V1 complies with cleanliness class 1000.

Filter type

Model	Primary filter	Secondary filter	Exhaust filter	Filter for motor cooling	$\phi 38$	$\phi 50$	$\phi 65$	$\phi 75$
CBA-080AT3-HI	FB-25	CHF-2525-50	CHF-2525-50	—	FRJ-D-38-35-92	FRJ-D-50-35-92	Standard	—
CBA-500AT3-HC	FB-30	CHF-3030-50	CHF-3030-50	—	FRJ-D-38-35-108	FRJ-D-50-35-108	FRJ-D-65-35-108	Standard
CBA-1200AT3-HI-V1	FB-30	CHF-3030-50	HEP-3030-69	HEP-1293-33	FRJ-D-38-35-108	FRJ-D-50-35-108	FRJ-D-65-35-108	Standard
CBA-2000AT3-HI-V1	FB-700-22	CHF-3535-70	HEP-3535-69	—	—	—	—	—

Note: Contents may change without notice.

Easily detachable flange type (sold separately)

List of specifications

Model	Output	Voltage	Frequency	Rated current	Maximum air flow	Maximum static pressure	Noise level ^{*1}	Suction port (hose) size	Suction port sold separately (size can be changed)
CBA-080AT3-HI	450W	100V single phase	50/60	6.9A	2.2 m ³ /min	9.1kPa	57-70dB	$\phi 65$	$\phi 50 \cdot \phi 38$
CBA-500AT3-HC	500W	100V single phase	50/60	7.9A	3.2 m ³ /min	9.3-9.5kPa	61-73dB	$\phi 75$	$\phi 65 \cdot \phi 50 \cdot \phi 38$
CBA-1200AT3-HI-V1	1200W	200V single phase	50/60	9.5A	5.5 m ³ /min	13.5kPa	60-77dB	$\phi 75$	$\phi 65 \cdot \phi 50 \cdot \phi 38$
CBA-2000AT3-HI-V1	1200W	200V single phase	50/60	9.5A	6.0 m ³ /min	9.6kPa	67-70dB	$\phi 100$	—
Model	To be used with 200-240V	CE compliant	Panel	Power cable	Remote control feature	Suitable for use in clean rooms	Primary filter capacity	Mass	Main body dimensions (D×W×H)
CBA-080AT3-HI	○ ^{*2}	○	AT3	3m	○	○	2.5L	10.0kg	335×290×278mm
CBA-500AT3-HC	○	○	AT3	3m	○	○	4.5L	18.4kg	452×340×328mm
CBA-1200AT3-HI-V1	Standard	○	AT3	3m	○	○	4.5L	26.7kg	537×340×351mm
CBA-2000AT3-HI-V1	Standard	○	AT3	3m	○	○	5.0L	31.0kg	472×400×399mm

^{*1} Measurements obtained in Scale A (dBA) from a randomly selected position at a distance of 1m using a unit with a hose connected to its suction port.

^{*2} Depending on the voltage used, product capability may differ slightly from the 100V product.

Note: Contents may change without notice.



CBA-080AT3-HI

CBA-500AT3-HC

CBA-1200AT3-HI-V1

CBA-2000AT3-HI-V1

Features

24 hours continuous operation possible

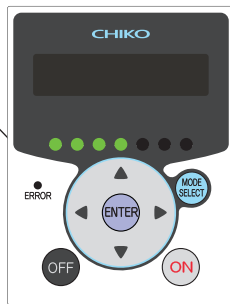
Compact, high-performance

By using a brushless motor, we have created a product with a high suction static pressure (maximum 13.5 kPa). This is suitable for sucking in adhering dust using a fine tube or slit nozzle take advantage of high suction pressure. Operating efficiency is the same at 50Hz or 60Hz. The product's compact design ensures that this product meets the latest miniaturization requirements and demands of our customers. This is the product that most embodies our concept of "compact high performance"

Control panel

AT3 Panel

See pages 8-9 for more details.



Remote control feature included (for remote operation)

■ Remote cable (sold separately/model: Using MT-173-8 (3 m)) enables remote operation of peripheral equipment.



Motor cable receiving port on main body

- 1.Operation input signal
- 2.Operation pressure signal (DC1-5V)
- 3.Filter clogging signal
- 4.Remote-control operation switching input signal
- 5.Operating signal
- 6.Abnormality signal
- 7.Change of operating level input signal (DC0-5V)
- 8.Gnd

● Operation ON/OFF

● Change capacity level (air volume)


List of applications



Static elimination; removal of dirt and dust from film surface



Removal of dust from film cross-section



Removal by adhesion of dust powder created when compression molding

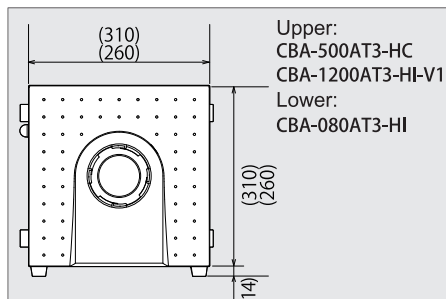


Removing of dust with a brush cleaner

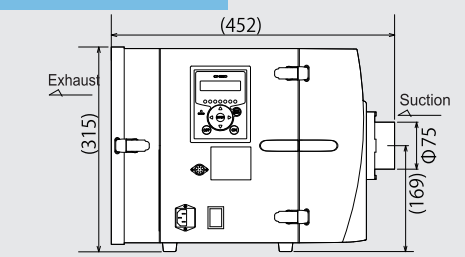


Removing dust with a thin tube

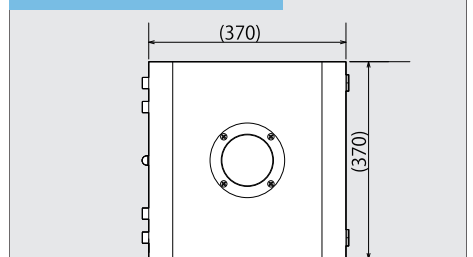
Dimensions



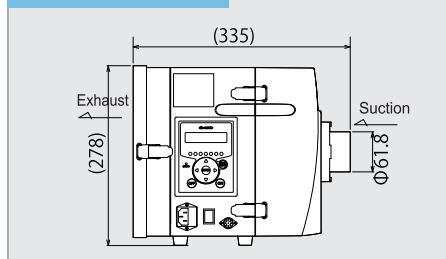
CBA-500AT3-HC



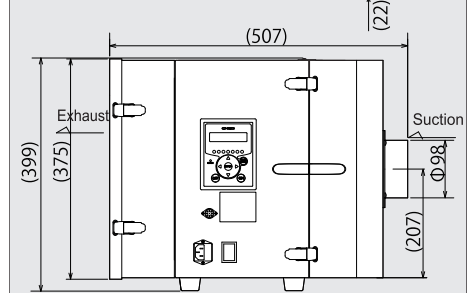
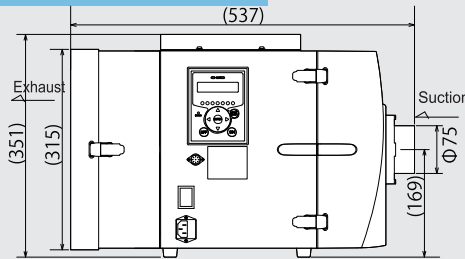
CBA-2000AT3-HI-V1



CBA-080AT3-HI



CBA-1200AT3-HI-V1



Note: Contents may change without notice.

Fine dust
CKU
Fine dust
SK
SKV
Fine dust
CMP
Fine dust
CBA
Fine dust
SHP
Laser clean
CKU
Laser clean
CFP
Laser clean
CBA
Laser clean
CBD
Lather clean
CHP
Ultra small / compact
Deodorant
SKV
Cyclone

This is a high static pressure/medium air volume dust collecting device. This dust collector is suitable for processes requiring high static pressure suction, such as substrate division, and removal of adhered dust. The compact structure and minimal installation space required for this device ensures it is highly space efficient.

Product structure and features

Primary filter

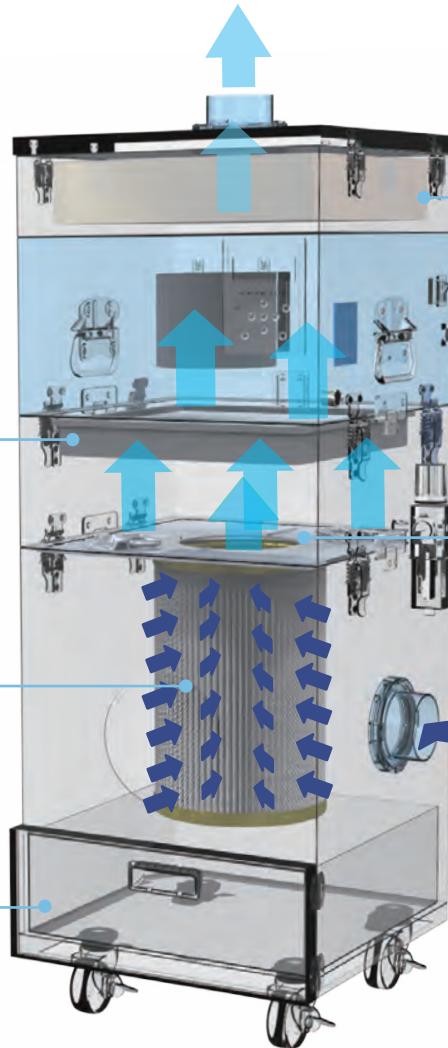
A conductive filter is installed as standard to prevent the generation of static electricity. The collection efficiency is 0.5 μ 99.9% or larger.

Secondary filter

The device is equipped with a high-performance filter to protect electric parts from dust.

Dust pan

Dust collected in the dust box can be easily removed and disposed of.

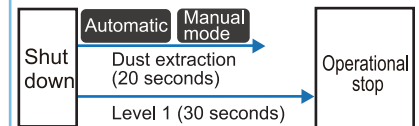


Exhaust filter

The device is equipped with a HEPA filter and can be used as is in a clean room. (Clean class 1,000)

Dust removal function [Gyro Air Type]

Inbuilt mechanism enables dust removal for approx. 20 seconds. In automatic dust extraction mode, the device will operate at Level 1 for approx. 30 seconds to prevent reverse flow. Automatic dust extraction mode is used when:
 1) The device is OFF after cumulative operation time exceeds 1 hour
 2) The device is switched to Level 1 by remote operation



Filter type

Model	Primary filter	Secondary filter	Exhaust filter		
			Filter type	Motor cooling intake side	Motor cooling outflow side
SHP-1000AT3	CS-200-300-75P-E	CHF-2525-50	HEP-3030-69	Viledon filter AE-100	HEP-1293-33
SHP-1200AT3	CS-250-300-93P-E	CHF-2525-50	HEP-3535-69	Viledon filter AE-100	HEP-1293-33
SHP-1600AT3	CS-300-300-112P-E	CHF-3030-50	HEP-3535-69	Viledon filter AE-100	HEP-1414-33

Easily detachable flange type (sold separately)

Model	$\phi 38$	$\phi 50$	$\phi 65$
SHP-1000AT3	FRJ-D-38-35-108	FRJ-D-50-35-108	FRJ-D-65-35-108
SHP-1200AT3	FRJ-D-38-35-108	FRJ-D-50-35-108	FRJ-D-65-35-108

SHP-1600AT3 is an iron flange. Please contact us if you wish to change the diameter of the flange.

List of specifications

Model	Output	Voltage	Frequency	Rated current	Maximum air flow	Maximum static pressure	Noise ^{*2} level	Suction port (hose) size	Compressed air consumption volume	Compressed air pressure
SHP-1000AT3	1200W	200V single phase	50/60	11.0A	4.5 m ³ /min	12.5kPa	56-71dB	$\phi 75$	70L/operation	0.4-0.5Mpa
SHP-1200AT3	1200W	200V single phase	50/60	11.0A	6.0 m ³ /min	13.5kPa	55-70dB	$\phi 75$	70L/operation	0.4-0.5Mpa
SHP-1600AT3	1800W	200V single phase	50/60	11.0A	6.8 m ³ /min	16.0kPa ^{*1}	55-70dB	$\phi 100$	70L/operation	0.3-0.4Mpa
Model	To be used with 200-240V	CE compliant	Panel	Power cable	Dust removal function	Remote control feature	Suitable for use in clean rooms	Dust collection volume capability	Mass	Main body dimensions (D×W×H)
SHP-1000AT3	Standard	—	AT3	5m	Gyro Air Type	○	○	6.2L	45.0kg	440×380×1070mm
SHP-1200AT3	Standard	—	AT3	5m	Gyro Air Type	○	○	9.0L	56.0kg	500×440×1075mm
SHP-1600AT3	Standard	—	AT3	5m	Gyro Air Type	○	○	10.9L	64.0kg	530×470×1135mm

^{*1} Maximum specified pressure : 13kpa

^{*2} Measurements obtained in Scale A (dBA) from a randomly selected position at a distance of 1m using a unit with a hose connected to its suction port. (Pulse noise removed)

^{*3} The dust collectable capacity is about 70% of the withdrawal capacity as a guide.

Note: Contents may change without notice.

Features

Equipped with high pressure brushless motor

This device has a high-pressure brushless motor mounted, ensuring high power dust collection with performance quality maintained at a high level even when used with a thin nozzle or the suction port. (Recommended for substrate divider lines and battery production lines with high dust volumes) Not subject to high efficiency regulations with brushless motor mounted. (As of February 2016)

Large inspection window

You can check the filter's removal parts and equipment, suction status, filter condition etc. from the large inspection window.

Dust pan

A large volume of dust can be collected in the dust pan when collecting with multiple branches. Dirt and trash can disposed of easily, even when present in large quantities.



SHP-1000AT3

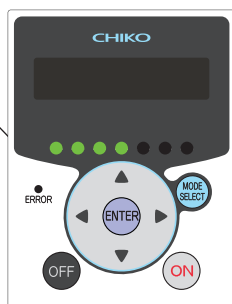
SHP-1200AT3

SHP-1600AT3

Control panel

AT3 Panel

See pages 8-9 for more details.



Remote control feature included (for remote operation)

■ Remote cable (sold separately/model: Using MT-173-8 (3 m)) enables remote operation of peripheral equipment.



Motor cable receiving port on main body


- 1.Operation input signal
- 2.Operation pressure signal (DC1-5V)
- 3.Filter clogging signal
- 4.Remote-control operation switching input signal
- 5.Operating signal
- 6.Abnormality signal
- 7.Change of operating level input signal (DC0-5V)
- 8.Gnd

- Operation ON/OFF
- Change capacity level (air volume)

List of applications



Removal of dust when perforating PET bottle labels



Static elimination; removal of dust particles from film surface



Removal of dust particles created by cutting lithium-ion battery electrodes



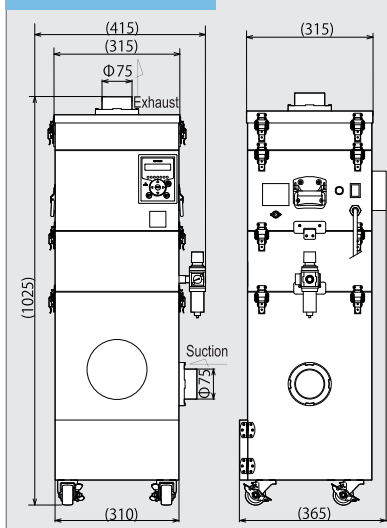
Removal of dust particles when cutting or drilling board dividing machine



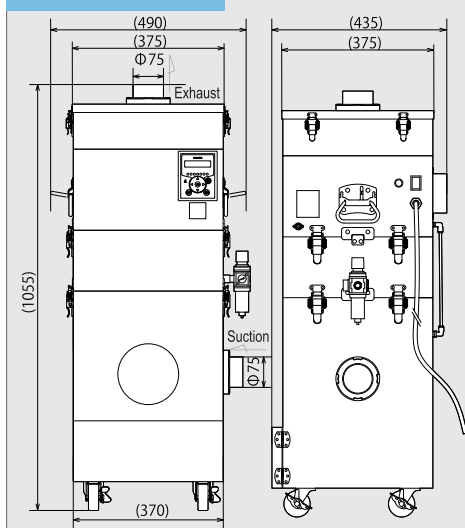
Removal by adhesion of dust particles created by drilling board dividing machine

Dimensions

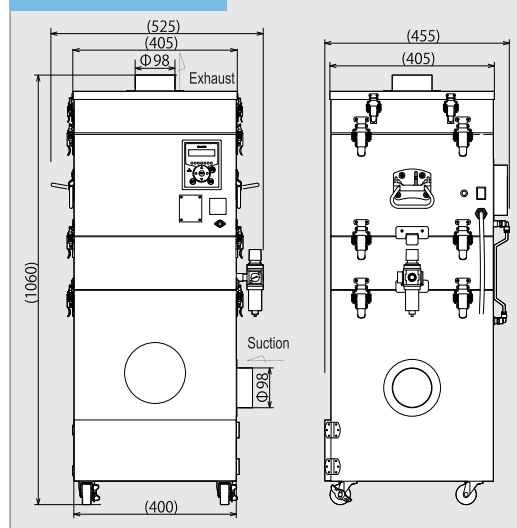
SHP-1000AT3



SHP-1200AT3



SHP-1600AT3



Note:Contents may change without notice.

Fine dust	CKU
Fine dust	SK SKV
Fine dust	CMP
Fine dust	CBA
Fine dust	SHP
Laser clean	CKU
Laser clean	CFP
Laser clean	CBA
Laser clean	CBD
Lather clean	CHP
Ultra small / compact	
Deodorant	SKV
Cyclone	

Dust collector for laser marking equipment with relatively short operating time.
Suitable for dust collection with low viscosity fumes, such as metal and glass.

Product structure and features

Pre-filter (Primary filter)

The specially designed structure causes dust collision and buffering. The particles become larger and are caught by the primary filter.
The primary filter component is cassette type with a polypropylene pleat configuration.
The disposable filter can be easily replaced.

Activated carbon cassette (Secondary filter)

Any fine particles not trapped by the primary filter collide with the granular activated carbon and are trapped as they pass through. Smells are removed at the same time.



Detachable flange

The size of the flange at the suction port can be changed with a single touch.

High performance filter (Tertiary filter)

As dust is adsorbed from the activated carbon filter, the air is cleaned and expelled as exhaust. Any dust particles not trapped by the secondary filter are caught by the high-performance filter. Prevents activated carbon particles from coming in on the blower side.

Easily detachable flange type (sold separately)

Size	Type
φ38	FRJ-D-38-35-92
φ50	FRJ-D-50-35-92

Remote cable (sold separately)

Model	Type
CKU-060AT3-ACC	MT-173-8(3m)
CKU-050-ACC	MT-173-3(3m)

Filter type

Model	Pre-filter(Primary filter)	Activated carbon cassette(Secondary filter) (Activated carbon amount approx. 1.6kg)	High performance filter (Tertiary filter)
CKU-060AT3-ACC	CHF-2222-40	ACC-2525-75ST	CHF-2525-50
CKU-050-ACC	CHF-2222-40	ACC-2525-75ST	CHF-2525-50

Note: Contents may change without notice.

List of specifications

Model	Output	Voltage	Frequency	Rated current	Maximum air flow	Maximum static pressure	Noise level ^{*1}	Suction port (hose) size	Suction port sold separately (size can be changed)
CKU-060AT3-ACC	30W	100V <small>single phase</small>	50/60	2.3A	2.8 m ³ /min	2.5kPa	53-61dB	φ65	φ50・φ38
CKU-050-ACC	30W	100V <small>single phase</small>	50/60	2.1A	2.2 m ³ /min	1.8kPa	56dB	φ65	φ50・φ38
Model	To be used with 200-240V	CE compliant	Panel	Power cable	Remote control feature	Suitable for use in clean rooms		Mass	Main body dimensions (D×W×H)
CKU-060AT3-ACC	○	○	AT3	3m	○	—		18.0kg	271×288×517mm
CKU-050-ACC	—	—	—	3m	○ ^{*2}	—		17.5kg	274×292×517mm

^{*1} Measurements obtained in Scale A (dBA) from a randomly selected position at a distance of 1m using a unit with a hose connected to its suction port.

^{*2} Can be switched between ON/OFF only.

Note: Contents may change without notice.

Features and comparisons

CKU-060AT3-ACC	Model	CKU-050-ACC
Standard remote operation is possible	Remote operation	Can be switched between ON/OFF only
Operating capability can be adjusted according to 7 levels	Operation	Capability cannot be adjusted
Suction pressure, pressure differential, exhaust pressure and external pressure can be checked numerically.	Pressure display sensing capability	None
53dB-61dB	Operating noise	56dB



CKU-060AT3-ACC

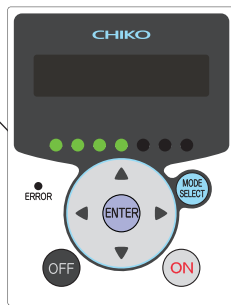
CKU-050-ACC

Control panel

AT3 Panel

See pages 8-9 for more details.

CKU-060AT3-ACC only



Remote control feature included (for remote operation)

■ Remote cable (sold separately/model: Using MT-173-8 (3 m)) enables remote operation of peripheral equipment.



Motor cable receiving port on main body


- 1.Operation input signal
- 2.Operation pressure signal (DC1-5V)
- 3.Filter clogging signal
- 4.Remote-control operation switching input signal
- 5.Operating signal
- 6.Abnormality signal
- 7.Change of operating level input signal (DC0-5V)
- 8.Gnd

● Operation ON/OFF

● Change capacity level (air volume)

Note:CKU-050-ACC is ON/OFF operation only.

List of applications



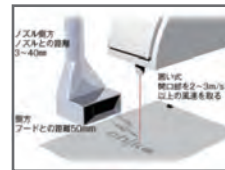
Removal of dust when marking SS




Removal of dust when marking bearings



Removal of dust when marking bearings



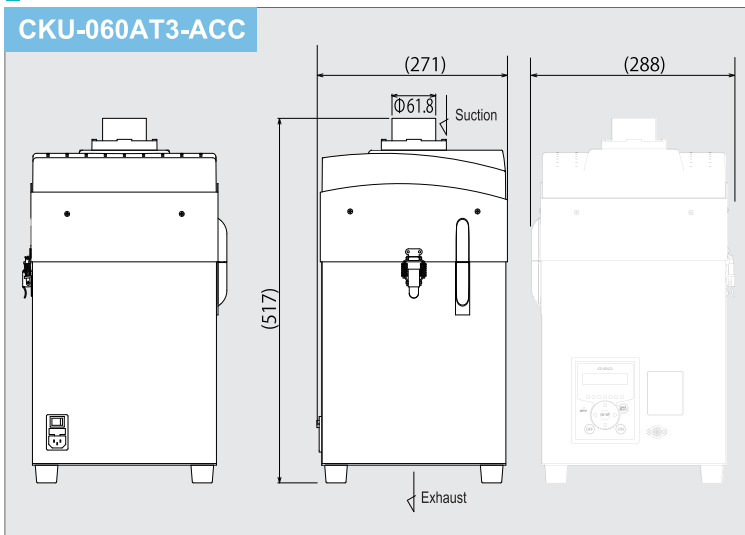
Removal of dust fumes from laser marker



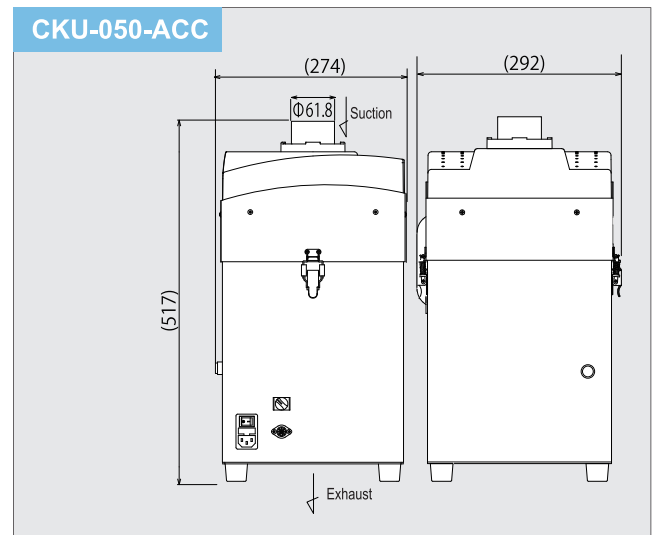
Removal of dust when marking brake drum

Dimensions

CKU-060AT3-ACC



CKU-050-ACC



Note:Contents may change without notice.

Fine dust
CKU
Fine dust
SK
SKV
Fine dust
CMP
Fine dust
CBA
Fine dust
SHP
Laser clean
CKU
Laser clean
CFP
Laser clean
CBA
Laser clean
CBD
Lather clean
CHP
Ultra small / compact
Deodorant
SKV
Cyclone

Suction power does not diminish over long periods of time even when used in conditions that tend to cause filter clogging (e.g. highly viscous fumes and large amounts of dust generated by laser processing).

Product structure and features

Primary filter

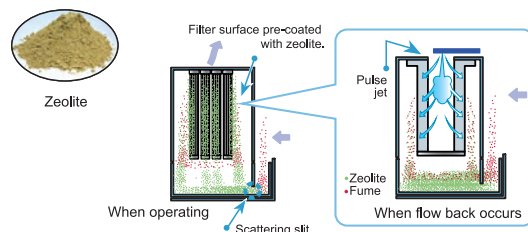
■ Uses a porous polymer polyethylene sinter molding filter

The filter is conductive and prevents static electricity being generated on its surface. The filter is also washable for reuse.

Caution: If the filter is used continuously without regular zeolite replacement, washing may not restore it to its original condition.

■ The zeolite is pre-coated using a proprietary scattering mechanism [Patents acquired]

Together with the scattered air, the suction air is used to scatter the zeolite. Lamination of zeolite to the filter surface reduces the adhesion of dust fumes on the filter surface.



Airborne fumes and dust particles are sucked in by the suction blower, then stirred up with zeolite from the scattering port.

Exhaust filter

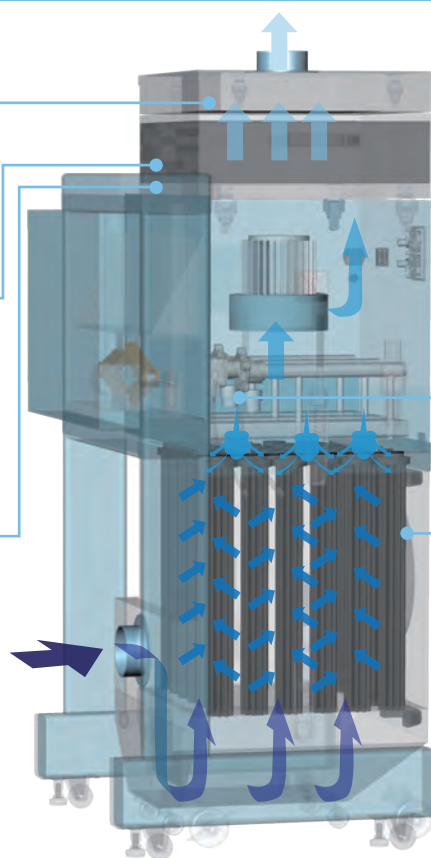
Dust from the activated carbon filter and motor is filtered out. The air is cleaned and expelled as exhaust.

Activated carbon

We use natural additive-free coconut shell activated carbon. Environmentally friendly and not physically harmful. Its deodorizing properties are effective for a wide range of odor components.

Protective filter

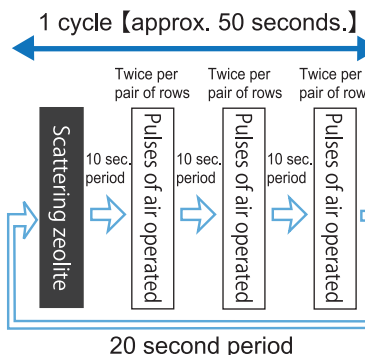
Collects additional dust particles that were not trapped by the primary filter. Attached to lower part of the activated carbon chamber to prevent any activated carbon powder from getting into the electrical component chamber.



Dust removal function [Pulse type]

Dust removal is carried out using pulse air (compressed air) to ensure suction power is not diminished.

The operating cycle is a pulse of air blowing twice between each pair of rows, once every 10 seconds.



Filter type

Model	Primary filter		Protective filter	Exhaust filter	Activated carbon	Zeolite
	Type	Number				
CFP-1000AT3-4036-UD	FIL-400	36	CHF-3030-30	HEP-3535-69	YAC-10000(10.0kg)	ZEO-4500(4.5kg)
CFP-1500AT3-4036-UD	FIL-400	36	CHF-3030-30	HEP-3535-69	YAC-10000(10.0kg)	ZEO-4500(4.5kg)

List of specifications

Model	Output	Voltage	Frequency	Rated current	Maximum air flow	Maximum static pressure	Noise *1 level	Suction port (hose) size	Compressed air consumption volume	Compressed air pressure
CFP-1000AT3-4036-UD	1500W	200V single phase	50/60	7.0A	6.3 m ³ /min	5.6kPa	53-63dB	φ 100	20L/min (Connection port φ8)	0.4Mpa
CFP-1500AT3-4036-UD	1500W	200V single phase	50/60	9.4A	9.0 m ³ /min	5.8kPa	53-63dB	φ 100	20L/min (Connection port φ8)	0.4Mpa
Model	To be used with	CE compliant	Panel	Power cable	Dust removal function	Remote control feature	Suitable for use in clean rooms	Dust collection *2 volume capability	Mass	Main body dimensions (D×W×H)
CFP-1000AT3-4036-UD	Standard	—	AT3	5m	Pulse type	○	○	14.4L	220.0kg	705×702×1450mm
CFP-1500AT3-4036-UD	Standard	—	AT3	5m	Pulse type	○	○	14.4L	220.0kg	705×702×1450mm

*1 Measurements obtained in Scale A (dBA) from a randomly selected position at a distance of 1m using a unit with a hose connected to its suction port. (Pulse noise removed)

*2 As a reference, the dust collection capacity is about 70% of the amount that can be withdrawn.

Note: Contents may change without notice.

Features

Improved maintainability

Since the primary filter chamber has casters, you can easily lift and remove the upper section (pulse chamber, blower control chamber, activated carbon chamber). You can then take it outside the clean room for maintenance.

You can lift up all 36 primary filter components together with the filter presser plate, and remove or attach each piece individually.

Dust tray

The up/down lift mechanism makes it easy to remove the primary filter chamber. This can be conveniently taken out so it is easy to dispose of dust and replace the zeolite.

Large inspection window

You can check the zeolite scattering status, the effectiveness of the pulse jet in removing dust, the suction status, and the condition of the filter through this window.

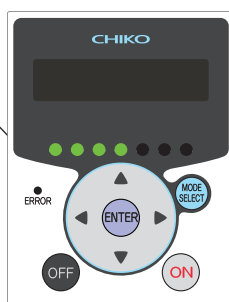


CFP-1000AT3-4036-UD
CFP-1500AT3-4036-UD

Control panel

AT3 Panel

See pages 8-9 for more details.



Remote control feature included (for remote operation)

■ Remote cable (sold separately/model: Using MT-173-8 (3 m)) enables remote operation of peripheral equipment.



Motor cable receiving port on main body

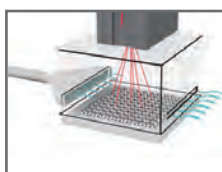
1. Operation input signal
2. Operation pressure signal (DC1-5V)
3. Filter clogging signal
4. Remote-control operation switching input signal
5. Operating signal
6. Abnormality signal
7. Change of operating level input signal (DC0-5V)
8. Gnd

- Operation ON/OFF
- Change capacity level (air volume)

List of applications




Removal of dust when laser engraving wood




Removal of dust when laser marking pachinko balls



Removal of dust when laser peeling and cutting seals



Removal of dust caused by peeling/flaking ink when marking cardboard packing

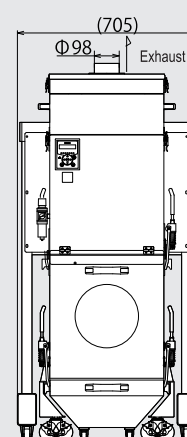
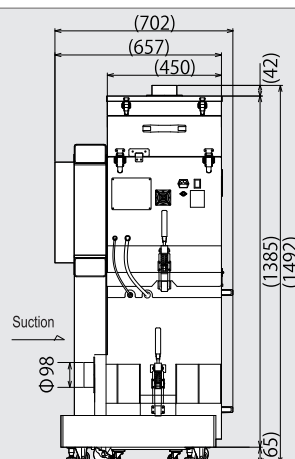
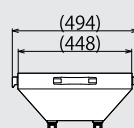
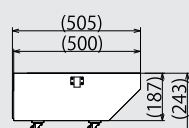


Removal of dust and fumes caused by marking liquid crystal substrate surface

Dimensions

CFP-1000AT3-4036-UD

CFP-1500AT3-4036-UD



Note: Contents may change without notice.

Fine dust

CKU

Fine dust

SK
SKV

Fine dust

CMP

Fine dust

CBA

Fine dust

SHP

Laser
clean

CKU

Laser
clean

CFP

Laser
clean

CBA

Laser
clean

CBD

Lather
clean

CHP

Ultra
small
compact

Deodorant

SKV

Cyclone

Suction power will not decrease during extended use, even if used, for example, for suction of highly viscous fumes caused by laser marking, which typically cause filter clogging.

Product structure and features

Primary filter

■ Uses a cassette filter incorporating zeolite (combined filter and fume adsorbent substance).

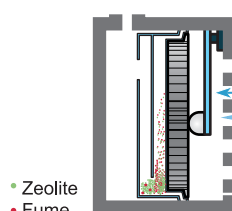
[Patent and utility model acquired]

Dust removal function [Vibration type]

When the device stops after cumulative operating time exceeds one hour, the shaker arm automatically vibrates the back of the filter. This causes the primary layer of the filter to peel off/drop off, and returns the filter to its initial condition.

If you need to use the high speed automatic shaker function before an hour has elapsed, the shaker can be manually operated via the panel.

(Primary filter section image)
Shaker arm



With high speed automatic shaking function

We have accelerated the shaking process after the device switches off to 20 seconds (previously lasted 55 seconds). This has improved operational efficiency and enhanced dust removal performance.

Old model ratios

*Compared with our existing products

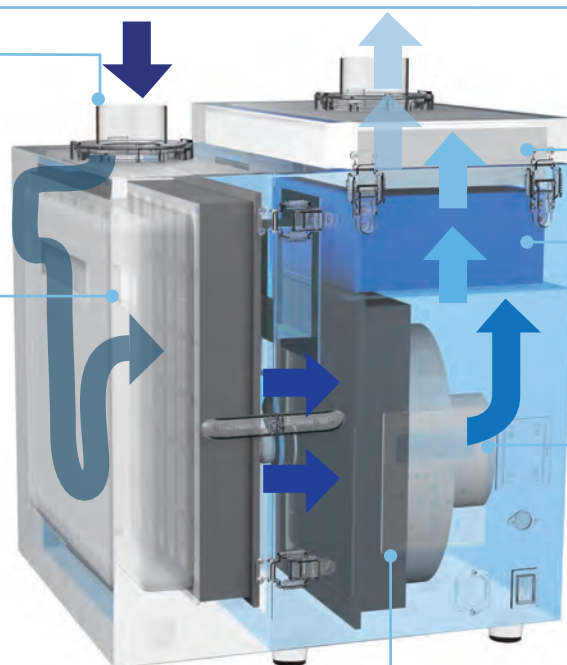
Easily removable flange

The size of the flange at the outflowport can be changed with a single touch.

Note: Please set the diameter of the outflow flange to be wider than the suction flange.

Secondary filter

Protects electric parts from dust.



Exhaust filter

Equipped with standard HEPA filter.

Complies with clean grade 100,000 - 10,000. Collection efficiency is 99.97% or larger for particulates of 0.3 μ.

Activated carbon cassette

Odor-absorbing cassette type. Easy to replace

Blower

Blower suction pressure automatically increases according to the load of the primary filter. Suction power is not affected by accumulated loads.

Filter type




Model	Primary filter	Secondary filter	Exhaust filter	Activated carbon filter (Activated carbon amount approx. 3kg)
CBA-1000AT3-HC-DSA-V1	HDF-3535-120-ZEO	CHF-2030-50	HEP-3220-69	ACC-3220-100

Easily detachable flange type (sold separately)

Size	Type
φ38	FRJ-D-38-35-108
φ50	FRJ-D-50-35-108
φ65	FRJ-D-65-35-108

Note: Please set the diameter of the outflow flange to be wider than the suction flange.

List of specifications

Model	Output	Voltage	Frequency	Rated current	Maximum air flow *1*2	Maximum static pressure	Noise level *3	Suction port (hose) size	Suction port sold separately (size can be changed)	
CBA-1000AT3-HC-DSA-V1	500W	100V <small>single phase</small>	50/60	7.8A	3.2 m³/min	9.3-9.5kPa	54-59dB	φ75	φ65・φ50・φ38	
	To be used with 200-240V	CE compliant	Panel	Power cable	Dust removal function	Remote control feature	Suitable for use in clean rooms	Primary filter capacity *4	Mass	Main body dimensions (D×W×H)
			AT3	3m	Vibration type		OP	1.5L	32.5kg	405×386×512mm

*1Maximum air volume: 2.7 - 2.9 m³/min when zeolite is deposited.

*2 2.5 m³/min (CBA-1000AT3-HC-DSA-V1-T) for voltage 200 V voltage only.

*3 Measurements obtained in Scale A (dBA) from a randomly selected position at a distance of 1m using a unit with a hose connected to its suction port.

*4 Because the device uses zeolite, the primary filter capacity will differ from the dust collection capacity.

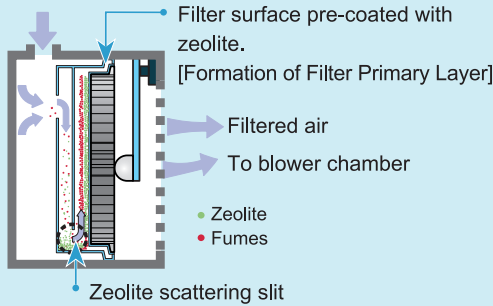
Note: Contents may change without notice.

Features

Cassette type deodorizing filter

Uses a cassette filter incorporating zeolite (combined filter and fume adsorbent substance). Zeolite is scattered by sucked in air and instantaneously laminated onto the filter surface, to ensure adhesion of fumes to the filter surface.

[Patent and utility model acquired]

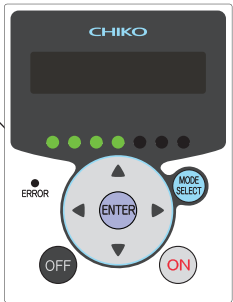


CBA-1000AT3-HC-DSA-V1

Control panel

AT3 Panel

See pages 8-9 for more details.



Remote control feature included (for remote operation)

■ Remote cable (sold separately/model: Using MT-173-8 (3 m)) enables remote operation of peripheral equipment.

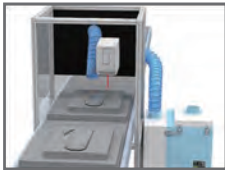


Motor cable receiving port on main body


- 1.Operation input signal
- 2.Operation pressure signal (DC1-5V)
- 3.Filter clogging signal
- 4.Remote-control operation switching input signal
- 5.Operating signal
- 6.Abnormality signal
- 7.Change of operating level input signal (DC0-5V)
- 8.Gnd

- Operation ON/OFF
- Change capacity level (air volume)


List of applications



Removal of dust during headlight production




Removal of dust when manually marking duracon



Removal of dust when laser processing bearings



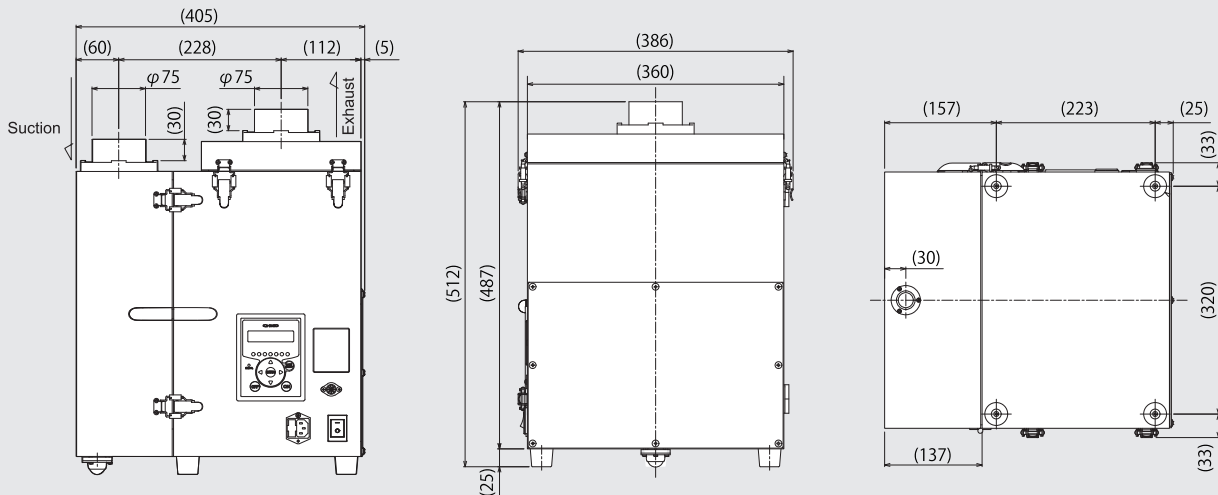
Removal of dust when marking resin connector



Removal of dust from silicon isolator

Dimensions

CBA-1000AT3-HC-DSA-V1



Note:Contents may change without notice.

- Fine dust
- CKU
- Fine dust
- SK
- SKV
- Fine dust
- CMP
- Fine dust
- CBA
- Fine dust
- SHP
- Laser clean
- CKU
- Laser clean
- CFP
- Laser clean
- CBA
- Laser clean
- CBD
- Lather clean
- CHP
- Ultra small / compact
- Deodorant
- SKV
- Cyclone

Suitable for laser marking and laser peeling processes where dust is generated in large quantities. Fitted with a high static pressure blower, and maintains suction power even when used with a small diameter nozzle.

Product structure and features

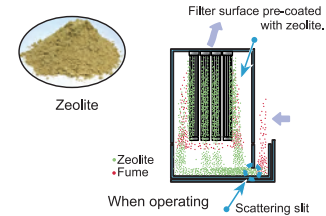
Primary filter

■ Uses teflon microporous membrane filter

Highly effective at stripping away dust. Demonstrates maximum dust removal capability.

■ The zeolite is pre-coated using a proprietary scattering mechanism [Patents acquired]

Fumes and dust particles generated by laser marking are effectively adsorbed and collected by precoating the filter with zeolite for 99.99% or higher for particulates of 5μ.



Airborne fumes and dust particles are sucked in by the suction blower, then stirred up with zeolite from the scattering port.

Easily detachable flange

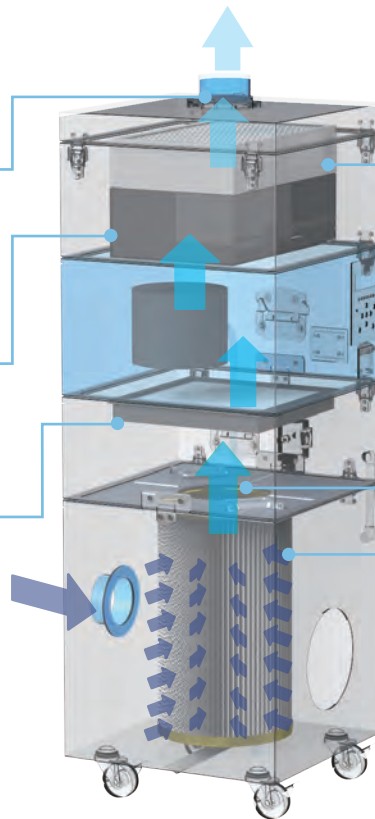
The size of the exhaust flange port can be changed with a single touch.
Note: Please set the diameter of the outflow flange to be wider than the suction flange.

Activated carbon cassette

Odor-absorbing cassette type.
Easy to replace.

Secondary filter

Protects electric parts from dust.



Exhaust filter

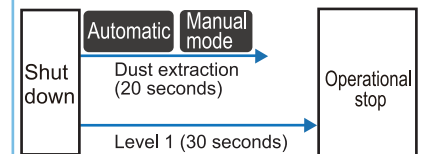
The device is equipped with a HEPA filter and can be used as is in a clean room.
(Clean class 100,000-10,000)

Dust removal function [Gyro Air Type]

Inbuilt mechanism enables dust removal for approx. 20 seconds.
In automatic dust extraction mode, the device will operate at Level 1 for approx. 30 seconds to prevent reverse flow.

Automatic dust extraction mode is used when:

- 1) The device is OFF after cumulative operation time exceeds 1 hour
- 2) The device is switched to Level 1 by remote operation



Easily detachable flange type (sold separately)

Size	Type
φ38	FRJ-D-38-35-108
φ50	FRJ-D-50-35-108
φ65	FRJ-D-65-35-108

Filter type

Model	Primary filter		Secondary filter	Activated carbon cassette	Exhaust filter	Intake filter for motor cooling	Exhaust filter for motor cooling	Zeolite
	Type	Number						
CBD-1000AT3-DSA-J	CS-250-300-93-P-R	1	CHF-2525-50	ACC-3220-100	HEP-3220-69	Viledon filter	HEP-1293-33	ZEO-2500(2.5kg)

List of specifications

Model	Output	Voltage	Frequency	Rated current	Maximum air flow	Maximum static pressure	Noise ^{*1} level	Suction port (hose) size	Suction port sold separately (size can be changed)	Compressed air consumption volume	Compressed air pressure
CBD-1000AT3-DSA-J	1200W 200V single phase	50/60	11A	4.3 m³/min	12.5kPa	55-70dB	φ75	φ65 • φ50 • φ38	70L/operation	0.4-0.5Mpa	
	To be used with 200-240V	CE compliant	Panel	Power cable	Dust removal function	Remote control feature	Suitable for use in clean rooms	Dust collection ^{*2} volume capability	Mass	Main body dimensions (D×W×H)	
	Standard	—	AT3	5m	Gyro Air Type	○	○	3.5L	53.5kg	480×390×1020mm	

*1 Measurements obtained in Scale A (dBA) from a randomly selected position at a distance of 1m using a unit with a hose connected to its suction port. (Pulse noise removed)

*2 As a reference, the dust collection capacity is about 70% of the amount that can be withdrawn.

Note: Contents may change without notice.

Features

Teflon microporous filter installed

Highly effective in peeling off dust, pre-coated with zeolite (additive) on the surface of the primary filter with inbuilt activation mechanism. Long product life span.

Uses a high static pressure brushless blower

This device has a high-pressure brushless motor mounted, ensuring high suction power with performance quality maintained at a high level even with a thin nozzle.

Dust removal function [Gyro Air Type]

Dust removal mechanism includes proprietary air system. Minimized risk of backflow when operation is stopped during cleaning.

Large collection capacity despite its small size

Large capacity primary filter contained even in a small size unit.
Low maintenance frequency even with high volumes of dust.
※Compared with our existing products

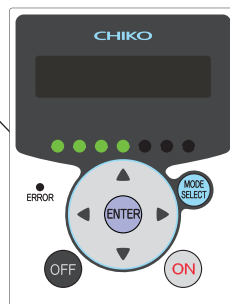


CBD-1000AT3-DSA-J

Control panel

AT3 Panel

See pages 8-9 for more details.



Remote control feature included (for remote operation)

■Remote cable (sold separately/model: Using MT-173-8 (3 m)) enables remote operation of peripheral equipment.



Motor cable receiving port on main body

- 1.Operation input signal
- 2.Operation pressure signal (DC1-5V)
- 3.Filter clogging signal
- 4.Remote-control operation switching input signal
- 5.Operating signal
- 6.Abnormality signal
- 7.Change of operating level input signal (DC0-5V)
- 8.Gnd

● Operation ON/OFF

● Change capacity level (air volume)


List of applications



Removal of dust and fumes from laser cutting lithium-ion battery electrodes



Removal of dust when marking production date on cup noodle pack



Removal of dust from silicon isolator



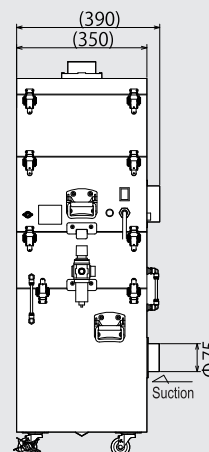
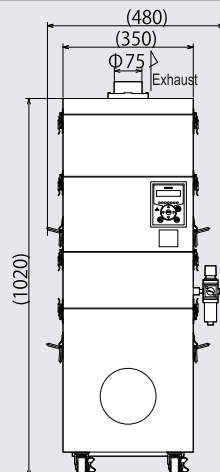
Removal of dust when using laser cutting sheet for interior work



Removal of dust when marking medicine labels

Dimensions

CBD-1000AT3-DSA-J



This is an ultra-high pressure laser dust collector, not available from any other company. Collects fumes and dust scattered in the immediate vicinity. Ultra-high pressure type, resistant to heavy loads. Suitable for dust collection with branching and suction with a thin piping nozzle.

Product structure and features

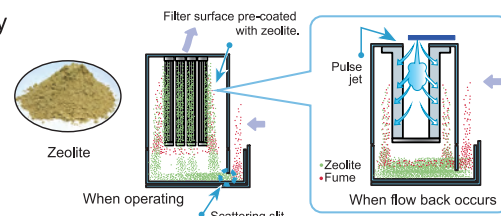
Primary filter

■The zeolite is pre-coated using a proprietary scattering mechanism [Patents acquired]

Long filter life is achieved even if fine dust and viscous fumes are collected by laser.

Dust peeling properties improved with teflon filter.

Airborne fumes and dust particles are sucked in by the suction blower, stirred up with zeolite from the scattering port then laminated on the filter as the zeolite is activated.

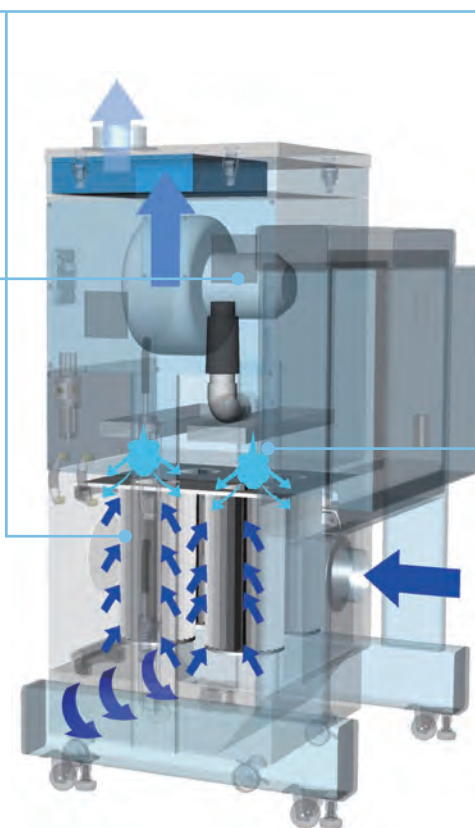


Blower

Equipped with a relief valve. Operates when a specified pressure level is exceeded to protect the blower from overheating.

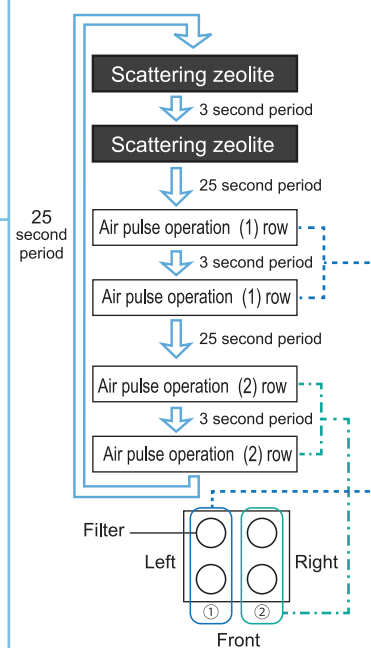
Activated carbon

Deodorizing activated carbon can be installed as an option.



Dust removal function [Pulse type]

We have installed a proprietary continuous pulse air (compressed air) cleaning function.



Filter type

Model	Primary filter			Zeolite
	Type	Number	Total filtration area	
CHP-5000AT3-DSA-UD	CS-200-500-75P-R	4	12 m ²	ZEO-13000(13.0kg)

List of specifications

Model	Output	Voltage	Frequency	Rated current	Maximum air flow	Maximum static pressure	Noise *1 level	Suction port (hose) size	Compressed air consumption volume	Compressed air pressure
CHP-5000AT3-DSA-UD	5000W	200V three phase	50/60	26.5A	10 m ³ /min	18kPa	68-74dB	φ 100	25L/min(Connection port φ8)	0.5Mpa
	To be used with 200-240V	CE compliant	Panel	Power cable	Dust removal function	Remote control feature	Suitable for use in clean rooms	Dust collection*2 volume capability	Mass	Main body dimensions (D×W×H)
	Standard	○	AT3	—	Pulse type	○	—	31.5L	293kg	810×830×1660mm

*1 Measurements obtained in Scale A (dBA) from a randomly selected position at a distance of 1m using a unit with a hose connected to its suction port. (Pulse noise removed)

*2 As a reference, the dust collection capacity is about 70% of the amount that can be withdrawn.

Note: Contents may change without notice.

Features

Incorporates new “UD” feature

During maintenance of the primary filter chamber, the upper section of the chamber (pulse chamber / blower control chamber) can be lifted or lowered manually. The primary filter chamber can be easily removed.

Dust tray

The up/down lift mechanism makes it easy to attach and remove the dust tray. Casters attached to the dust tray makes it convenient to remove without any effort. It is then easy to dispose of the dust and to replace the zeolite.

Large inspection window

You can check the zeolite scattering status, the effectiveness of the pulse jet in removing dust, the suction status, and the condition of the filter through this window.

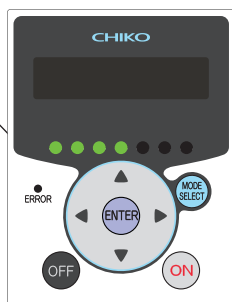


CHP-5000AT3-DSA-UD

Control panel

AT3 Panel

See pages 8-9 for more details.



Remote control feature included (for remote operation)

■ Remote cable (sold separately/model: Using MT-173-8 (3 m)) enables remote operation of peripheral equipment.



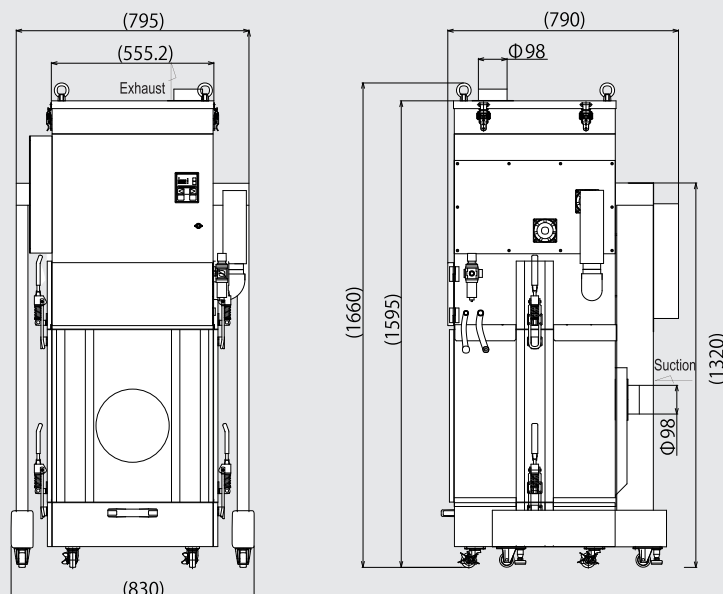
Motor cable receiving port on main body

- | | |
|--|--|
| 1. Operation input signal | 5. Operating signal |
| 2. Operation pressure signal (DC1-5V) | 6. Abnormality signal |
| 3. Filter clogging signal | 7. Change of operating level input signal (DC0-5V) |
| 4. Remote-control operation switching input signal | 8. Gnd |

- Operation ON/OFF
- Change capacity level (air volume)

Dimensions

CHP-5000AT3-DSA-UD




Large volume of activated carbon installed. Its deodorizing properties are effective for a wide range of odor components.

Product structure and features

Primary filter

Filter bag is made of five layers of nonwoven polypropylene fabric. The five layers have different air permeation rates to minimize clogging and provide a filtration rate of 95% or higher for particulates of 45 μ and larger. The five layer filter also offers high overall strength; thus, it does not tear easily unlike a paper pack.



Activated carbon

We use natural additive-free coconut shell activated carbon. Environmentally friendly and not physically harmful. Its deodorizing properties are effective for a wide range of odor components.

Secondary filter

Nonwoven polypropylene fabric is formed into a pleated filter. The filtration rate is 80% or higher for particulates of 45 μ or larger. A secondary filter chamber is installed downstream. Reduces the amount of activated carbon powder that flows through to the main filter.

Main filter (cylindrical filter)

Polyester molding filter installed. Filters 99% or more of particulates of 10 μ or larger. This filter collects crushed activated carbon powder that has passed through the secondary filter.

Filter type

Model	Primary filter	Secondary filter	Exhaust filter	Granular activated carbon	Exhaust filter
					Custom order(-V1)only
SKV-250AT-ACC	FB-40	CHF-3030-30	CS-300-150	YAC-8000(8kg)	—
SKV-450AT-ACC	FB-700-22	CHF-4040-40	CS-300-200	YAC-12500(12.5kg)	HEP-3535-69

List of specifications

Model	Output	Voltage	Frequency	Rated current	Maximum air flow	Maximum static pressure	Noise level ^{*1}	Suction port (hose) size	
SKV-250AT-ACC	250W	100V <small>single phase</small>	50/60	7.0A	4.9 m ³ /min	2.3kPa	57~67dB	φ 75	
SKV-450AT-ACC	500W	100V <small>single phase</small>	50/60	9.5A	7.7 m ³ /min	2.35kPa	58~70dB	φ 100	
Model	To be used with 200-240V	CE compliant	Panel	Power cable	Remote control feature	Suitable for use in clean rooms	Primary filter capacity	Mass	Main body dimensions (D×W×H)
SKV-250AT-ACC	○	—	AT	3m	○	—	8.0L	47.5kg	398×370×826mm
SKV-450AT-ACC	○	—	AT	3m	○	OP ^{*2}	5.0L	67.5kg	478×450×925mm

^{*1} Measurements obtained in Scale A (dBA) from a randomly selected position at a distance of 1m using a unit with a hose connected to its suction port.

^{*2} For custom order machines (compatible with cleanliness class 1000), "-V1" is added to the end of the product model.

Note: Contents may change without notice.



SKV-450AT-ACC

SKV-250AT-ACC

Features

Powerful deodorizing effect

Power absorption and deodorization of locally generated odors.
Since the product has a large capacity of activated charcoal installed, it can effectively adsorb difficult-to-remove odors, such as cigarette.

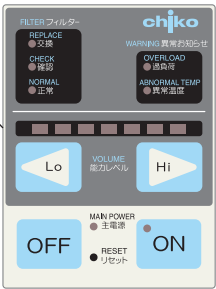
Improved maintainability

The main body and activated carbon chamber are designed to be detached, enabling easy maintenance.
Compact design for improved capability.
Casters are attached to make the unit easy to move.

Control panel

AT Panel

See pages 9 for more details.



Remote control feature included (for remote operation)

■Remote cable (sold separately/model: Using MT-173-8 (3 m)) enables remote operation of peripheral equipment.



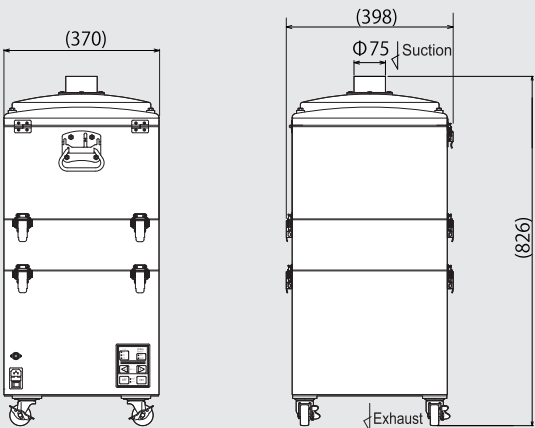
Motor cable receiving port on main body

- 1.Operation input signal
- 2.Operation pressure signal (DC1-5V)
- 3.Filter clogging signal
- 4.Remote-control operation switching input signal
- 5.Operating signal
- 6.Abnormality signal
- 7.DC12V (MAX 100mA)
- 8.Gnd

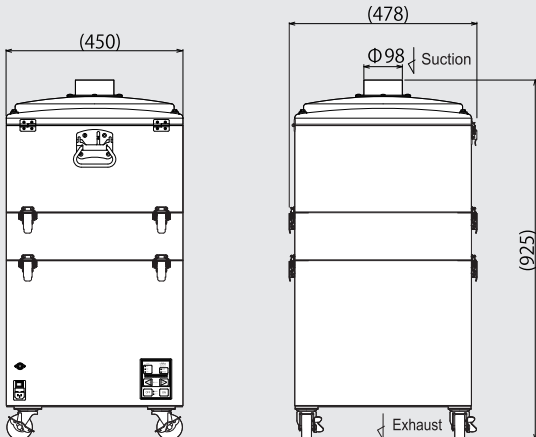
- Operation ON/OFF
- Change capacity level (air volume)

Dimensions

SKV-250AT-ACC



SKV-450AT-ACC



Fine dust
CKU

Fine dust
SK
SKV

Fine dust
CMP

Fine dust
CBA

Fine dust
SHP

Laser clean
CKU

Laser clean
CFP

Laser clean
CBA

Laser clean
CBD

Lather clean
CHP

Ultra small / compact
Deodorant
SKV

Cyclone

We have made a stainless steel-type standard for each model.
The lower part of the tank is also made of stainless steel. A polishing process has been used on both the inner and outer surfaces to reduce dust adhesion to the surface walls of the cyclone unit.
Low price resin type SCC-60 and SCC-150 are also available.

All stainless steel SCC-60-13-SUS/SCC-150-13-SUS/SCC-300-24-SUS

Features


Reduces load on dust collector

Dust separation results are excellent, enabling a significant reduction in load on the dust collector. Ideal with large volumes of dust, where direct dust collector suction would cause clogging.

Easy maintenance

The cyclone head can be detached easily by removing the catch clip. This enables the whole unit to be washed.

List of applications



Removal by suction of dust created through dividing boards



Removal of dust from plaster mold processing in dental laboratory



SCC-60-13-SUS

For 0.8-1.5m³/min use
Weight: 6.0kg

SCC-150-13-SUS

For 1.5-3.0m³/min use
Weight: 6.7kg

SCC-300-24-SUS

For 3.5-6.5m³/min use
Weight: 11kg

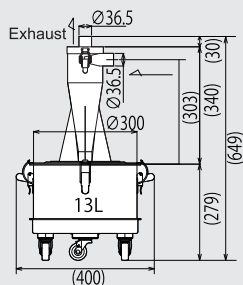
Materials

Cyclone body : SUS304
Lower tank section : SUS316
Wheeled platform : SUS304

Optional stainless steel tank with observation window is also available, so you can visually check the amount of dust trapped inside the tank during operation.

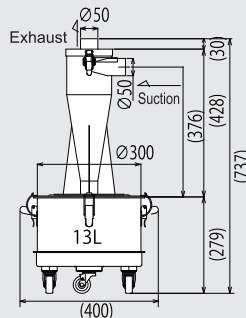
Dimensions

SCC-60-13-SUS

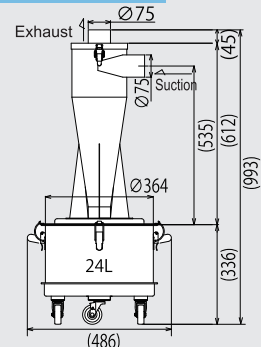


*1 Our dust collectors cannot be connected up for sucking up liquids.
*2 The product is capable of a speed of 13-25m/sec at the inlet port. A pressure loss of approx. 1.5 kPa occurs at 17m/sec.
*3 Contents may change without notice.

SCC-150-13-SUS



SCC-300-24-SUS



SCC-60-10 Polycarbonate SCC-150-8 Stainless steel + Chrome plating processing

Can be detached vertically

The main cyclone unit can be detached vertically.

Stainless steel + chrome plating processing

The main body has been treated with stainless steel and chrome plating to ensure dust slips off the inner surface. (SCC-150-8 only)



SCC-60-10

For 0.8-1.5m³/min use
Weight: 5.5kg

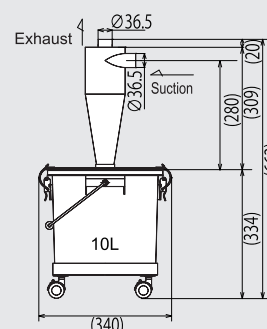


SCC-150-8

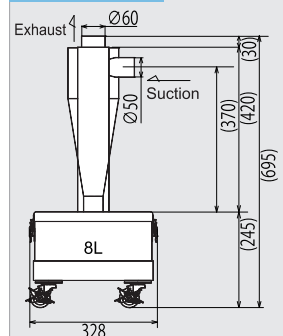
For 1.5-3.0m³/min use
Weight: 9.0kg

Dimensions

SCC-60-10



SCC-150-8




*1 Our dust collectors cannot be connected up for sucking up liquids.
*2 The product is capable of a speed of 13-25m/sec at the inlet port. A pressure loss of approx. 1.5 kPa occurs at 17m/sec.
*3 Contents may change without notice.

Caution: If static electricity is a concern, you should use an all stainless steel specification model.

HOOD


■List of hood aperture shapes



Note:Hoods are treated as a custom order. Please contact us.

HOSE

Suction hose and hose band



Antistatic clean hose type			Hose band type	
1m	2m	3m	Plating type	Stainless steel type
TAC-AS-φ38-1m	TAC-AS-φ38-2m	TAC-AS-φ38-3m	SY- φ 38	SY-φ 38-SUS
TAC-AS-φ50-1m	TAC-AS-φ50-2m	TAC-AS-φ50-3m	SY- φ 50	SY-φ 50-SUS
TAC-AS-φ65-1m	TAC-AS-φ65-2m	TAC-AS-φ65-3m	SY- φ 65	SY-φ 65-SUS
TAC-AS-φ75-1m	TAC-AS-φ75-2m	TAC-AS-φ75-3m	SY- φ 75	SY-φ 75-SUS
TAC-AS-φ100-1m	TAC-AS-φ100-2m	TAC-AS-φ100-3m	SY- φ 100	SY-φ 100-SUS
TAC-AS-φ125-1m	TAC-AS-φ125-2m	TAC-AS-φ125-3m	SY- φ 125	SY-φ 125-SUS

Fine dust

CKU

Fine dust

SK
SKV

Fine dust

CMP

Fine dust

CBA

Fine dust

SHP

Laser
clean

CKU

Laser
clean

CFP

Laser
clean

CBA

Laser
clean

CBD

Lather
clean

CHP

Ultra
small
compact

Deodorant

SKV


Cyclone

Filter bags(Set of 5)



Type	Configuration	Dimensions (length×width)	Filter capacity	Material	Dust collection efficiency	Maximum allowable working temperature	Compatible models
FB-15	Nonwoven cloth	160×130	0.5ℓ	Polypropylene + cardboard	95% or more of particulates of 45μ	60℃	CHV-030AD-HC-V1
FB-25	Nonwoven cloth	250×300	2.5ℓ	Polypropylene + cardboard	95% or more of particulates of 45μ	60℃	CKU-080AT3-HC/CBA-080AT3-HI/CKU-050-SP
FB-30	Nonwoven cloth	300×300	4.5ℓ	Polypropylene + cardboard	95% or more of particulates of 45μ	60℃	CKU-240AT3-HC/CBA-500AT3-HC/CBA-1200AT3-HI-V1
FB-40	Nonwoven cloth	400×400	8ℓ	Polypropylene + cardboard	95% or more of particulates of 45μ	60℃	SKV-250AT-ACC
FB-700-16	Nonwoven cloth	700×160	3ℓ	Polypropylene + cardboard	95% or more of particulates of 45μ	60℃	SK-250AT
FB-700-22	Nonwoven cloth	700×220	5ℓ	Polypropylene + cardboard	95% or more of particulates of 45μ	60℃	SK-450AT-HI/CKU-450AT3-HC/CBA-2000AT3-HI-V1/SKV-450AT-ACC
FB-900-25	Nonwoven cloth	900×250	8ℓ	Polypropylene + cardboard	95% or more of particulates of 45μ	60℃	SK-750AT-PM
FB-900-33-125	Nonwoven cloth	900×350	20ℓ	Polypropylene + cardboard	95% or more of particulates of 45μ	60℃	SKV-900AT-PM-HC-V1

High performance filter



Type	Configuration	Dimensions (length×width×thickness)	Filter frame material	Material	Dust collection efficiency	Maximum allowable working temperature	Compatible models
CHF-1293-33	Mini pleat	120×93×33	ABS	Polypropylene	99% or more of particulates of 0.3μ	60℃	CMP-750AT3/CMP-1500AT3
CHF-1714-30	Mini pleat	170×140×30	ABS	Polypropylene	99% or more of particulates of 0.3μ	60℃	CHV-030AD-HC-V1
CHF-2222-40	Mini pleat	220×220×40	Cardboard	Polypropylene	80% or more of particulates of 45μ	60℃	CKU-050-ACC/ CKU-060AT3-ACC
CHF-2030-50	Mini pleat	200×300×50	Polypropylene	Polypropylene	99% or more of particulates of 0.3μ	60℃	CBA-1000AT3-HC-DSA-V1
CHF-2525-50	Mini pleat	250×250×50	ABS	Polypropylene	99% or more of particulates of 0.3μ	60℃	CKU-080AT3-HC/CBA-080AT3-HI/CKU-050-SP/CKU-050-ACC/CKU-060AT3-ACC/CBD-1000AT3-DSA-J/SHP-1000AT3/SHP-1200AT3
CHF-3030-30	Mini pleat	300×300×30	Cardboard	Polypropylene	80% or more of particulates of 45μ	60℃	SKV-250AT-ACC/CFP-1000AT3-4036/CFP-1000AT3-4036-UD/CFP-1500AT3-4036-UD
CHF-3030-50	Mini pleat	300×300×50	Polypropylene	Polypropylene	99% or more of particulates of 0.3μ	60℃	CKU-240AT3-HC/CBA-500AT3-HC/CBA-1200AT3-HI-V1/SHP-1600AT3
CHF-3535-70	Mini pleat	350×350×70	ABS	Polypropylene	99% or more of particulates of 0.3μ	60℃	CKU-450AT3-HC/CBA-2000AT3-HI-V1
CHF-4040-40	Mini pleat	400×400×40	Cardboard	Polypropylene	80% or more of particulates of 45μ	60℃	SKV-450AT-ACC

Activated carbon cassette



Type	Configuration	Dimensions (length×width×thickness)	Filter frame material	Material	Dust collection efficiency	Maximum allowable working temperature	Compatible models
ACC-3220-100	Cassette type	320×200×100	Cardboard	Fibrous activated carbon + granular activated carbon	—	60℃	CBA-1000AT3-HC-DSA-V1/CBD-1000AT3-DSA-J
ACC-2525-75ST	Cassette type	250×250×75	SPCC	Fibrous activated carbon	—	80℃	CKU-060AT3-ACC/CKU-050-ACC

HEPA filter



Type	Configuration	Dimensions (length×width×thickness)	Filter frame material	Material	Dust collection efficiency	Maximum allowable working temperature	Compatible models
HEP-1714-30	Mini pleat	172×142×30	ABS	PTFE	99.9% or more of particulates of 0.3μ	60°C	CHV-030AD-HC-V1
HEP-2525-50	Mini pleat	250×250×50	Aluminum	Glass fiber	99.97% or more of particulates of 0.3μ	80°C	CKU-080AT3-HC-V1/CBA-080AT3-HI-V1
HEP-3220-69	Mini pleat	200×320×69	Aluminum	Glass fiber	99.97% or more of particulates of 0.3μ	80°C	CBA-1000AT3-HC-DSA-V1/CBD-1000AT3-DSA-J
HEP-3030-69	Mini pleat	300×300×69	Aluminum	Glass fiber	99.97% or more of particulates of 0.3μ	80°C	CKU-240AT3-HC-V1/CBA-500AT3-HC-V1/ CBA-1200AT3-HI-V1/SHP-1000AT3
HEP-3535-69	Mini pleat	350×350×69	Aluminum	Glass fiber	99.97% or more of particulates of 0.3μ	80°C	CKU-450AT3-HC-V1/CBA-2000AT3-HI-V1 CFP-1000AT3-4036-UD/CFP-1500AT3-4036-UD SHP-1200AT3/SHP-1600AT3/SKV-450AT-ACC-V1
HEP-5040-80	Mini pleat	500×400×80	Aluminum	Glass fiber	99.97% or more of particulates of 0.3μ	80°C	CMP-750AT3(-E)-V1/CMP-1500AT3(-E)-V1 SKV-900AT-PM-HC-V1
HEP-1293-33	Mini pleat	123× 93×34	Aluminum	Glass fiber	99.97% or more of particulates of 0.3μ	80°C	CBA-1200AT3-HI-V1/CBD-1000AT3-DSA-J CMP-750AT3(-E)-V1/CMP-1500AT3(-E)-V1 SHP-1000AT3/SHP-1200AT3
HEP-1414-33	Mini pleat	145×145×34	Aluminum	Glass fiber	99.97% or more of particulates of 0.3μ	80°C	SHP-1600AT3

Cylinder type filter



Type	Configuration	Dimensions (diameter×length)	Filter frame material	Material	Dust collection efficiency	Maximum allowable working temperature	Compatible models
CSW-300-150	Cylinder type	300×150	ABS	Polyester + fibrous activated carbon	99% or more of particulates of 10μ	60°C	SK-250AT-DS
CS-300-150	Cylinder type	300×150	ABS	Polyester	99% or more of particulates of 10μ	60°C	SK-250AT/SKV-250AT-ACC
CS-300-200	Cylinder type	300×200	ABS	Polyester	99% or more of particulates of 10μ	60°C	SK-450AT-HI/SKV-450AT-ACC
CS-300-250	Cylinder type	300×200	ABS	Polyester	99% or more of particulates of 10μ	60°C	SKV-900AT-PM-HC-V1/SK-750AT-PM
FIL-300	Cylinder type	53×300	Polycarbonate + carbon additive material	Porous polymer polyethylene sintering + carbon additive material	99.99% or more of particulates of 5μ	60°C	CFP-450AT-3016
FIL-400	Cylinder type	53×400	Polycarbonate + carbon additive material	Porous polymer polyethylene sintering + carbon additive material	99.99% or more of particulates of 5μ	60°C	CFP-1000AT3-4036-UD/ CFP-1500AT3-4036-UD
CS-200-500-40P-R	Cylinder type	200×500	Steel	PTFE	99.99% or more of particulates of 0.5μ	60°C	CHP-5000AT3-UD
CS-250-300-93P-R	Cylinder type	250×300	Upper section: Steel Lower section: Rigid urethane	Polyester spunbond Nonwovendloth +PTFE	99.99% or more of particulates of 0.5μ	60°C	CBD-1000AT3-DSA-J
CS-200-300-75P-E	Cylinder type	200×300	Upper section: Steel Lower section: Rigid urethane	Polyester + metal	99.99% or more of particulates of 0.5μ	80°C	SHP-1000AT3
CS-250-300-93P-E	Cylinder type	250×300	Upper section: Steel Lower section: Rigid urethane	Polyester + metal	99.99% or more of particulates of 0.5μ	80°C	SHP-1200AT3
CS-300-300-112P-E	Cylinder type	300×300	Upper section: Steel Lower section: Rigid urethane	Polyester + metal	99.99% or more of particulates of 0.5μ	80°C	SHP-1600AT3
VC1-145-350E	Cylinder type	145×300	PET	Steel	96% or more of particulates of 5μ	60°C	CMP-750AT3
VC1-145-500E	Cylinder type	145×500	PET	Steel	96% or more of particulates of 5μ	60°C	CMP-1500AT3

Precoat and cassette filter



■Cassette type filter

Type	Configuration	Dimensions (length×width×thickness)	Filter frame material	Material	Dust collection efficiency	Maximum allowable working temperature	Compatible models
HDF-3535-120-ZEO	Mini pleat	350×350×120	ABS+ Polycarbonate	Polyester molding + SS400	—	60°C	CBA-1000AT3-HC-DSA-V1

Note: Please contact us for details on viledon filter types

EXAMPLES

Removal of adhering dust with air blower



Static elimination; removal of dust particles from mobile phone surface prior to painting with air blower



Static elimination; removal of dirt on mobile phone surface prior to packing



Static elimination; removal of dust and dirt on pachinko machine surface




Removal of adhered dust and dirt from drinks bottle cap with air blower




Removal of dust from inside PET bottle with air blower




Static elimination; removal of dust adhering to cosmetic bottle lid or compact surface with air blower




Removal of fine dust particles transferred from equipment when laminating IR filter glass



Removal of dust particles on liquid crystal panel surface



Removal of dust particles on liquid crystal panel surface




Removal of dust particles on liquid crystal panel surface



Static elimination; removal of dust from electric components (such as chip sensors) with air blower



Static elimination; removal of dust from elements with air blower



Removal of dust before mounting circuit board

Remove adhered dust without air blower



Static elimination; removal of dust particles from molded parts



Remove floating dust when shipping PET bottles



Removal of dust when perforating PET bottle labels



Removal of floating dust when measuring medicines



Remove scattered dust particles when measuring medicines




Static elimination; removal of dust particles from film surface



Removal of dust from top and bottom of film



Static elimination; removal of dirt and dust from surface of printed circuit board after drilling holes and mounting



Removal of rubbed in dust from press-fit parts when fitting together



Removal of dirt from laser printer toner cartridge roller



Removal of dust from board dividing machine



Removal of dust from board dividing machine



Removal of dust particles created by cutting lithium-ion battery electrodes



Removal of dust particles created by drilling holes in board dividing machine

Extracting fumes created by laser marking/processing




Removal of dust and fumes from laser cutting polarizing plate



Removal of dust and fumes from laser cutting lithium-ion battery electrodes




Removal of dust when marking microcomputer



Removal of dust caused by peeling/flaking ink when marking cardboard packing



Removal of dust and fumes caused by marking liquid crystal substrate surface



Removal of dust fumes caused by marking lighting board




Removal of dust fumes from laser marker




Removal of dust when marking production date on cup noodle pack



Removal of dust when marking condenser



Removal of dust when marking production date on packaging



Removal of dust when brake drum



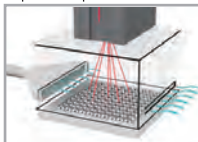
Removal of dust when engraving flexographic printing plate



Removal of dust when marking medicine labels



Removal of dust when laser engraving wood



Removal of dust when laser marking pachinko balls



Removal of dust when laser peeling and cutting seals




Fume extraction when marking liquid crystal substrate surface



Removal of dust when marking SS



Removal of dust when marking bearings



Removal of dust when marking bearings



Removal of dust when laser peeling printed seals

Catching floating dust particles (before they settle)



Removal of metal dust particles during assembly of navigation system




Removal and extraction of dust from small resin burrs



Removal of floating dust when cutting optical fiber



Removal of floating dust during teflon polishing



Extraction and removal of floating dust during hard contact grinding



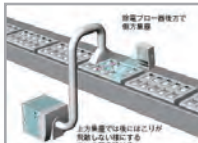
Removal of floating dust from grinder



Removal of floating dust when attaching labels



Increase of chamber pressure to direct clean air into desiccator (casing) to block off external dirt



Removal of dirt on the surface of the mobile phone by blowing; static elimination; removal of dust



Removal of powdered metal dust to prevent build-up on substrate during car radio assembly




Removal of dust particles when cutting or drilling board dividing machine



Removal of dust particles when cutting or drilling board mounting machine



Removal by adhesion of dust particles created by drilling board dividing machine



Removal of dust particles from use of desktop machining equipment



Removal of dust on container with air blower



Removal of dust and dirt from medicine surface



Removal of floating print powder particles




Removal of dust from forming mold with air blower



Removal of fine dust particles from DVD disk




Removal of adhered dust and dirt from inside hard disk




Static elimination; removal of dust and from parts feeder



Removal of dust from circuit board with air blower




Static elimination on surface of circuit board; removal of dust with air blower




Removal of dust particles adhering to circuit board surface



Static elimination; removal of dust adhering to meter panel with air blower



Removal of dust from car components with air blower



Static elimination; removal of dust adhering to car bumper




Static elimination; removal of dirt and dust from film surface




Removal of dust from film cross-section



Removal of floating dust when attaching labels




Removal of dust particles created when cutting cardboard cases



Removal of dust particles created when drilling holes in circuit board




Removal of powdered metal particles from lithium-ion electrode surface




Removal of dust particles created when grinding/polishing ceramic balls



Removal of dust powder created by compression molding



Removal by adhesion of dust powder created when compression molding



Removal by suction of dust created through dividing boards



Removing of dust with a brush cleaner



Removing dust with a thin tube




Using a compact tool



Removal of dust during headlight production




Removal of dust when manually marking duracon




Removal of dust when laser processing bearings



Removal of dust when marking duracon (material) on the production line



Removal of dust when marking a starter motor



Removal of dust when marking resin connector




Removal of dust when marking resin BOX




Removal of dust when laser separating printed barcode packaging



Removal of dust during automatic solder processing




Removal of dust when laser marking acrylic plates




Fume extraction when cutting acrylic



Removal of dust when laser printing QR codes on resin



Removal of dust from silicon isolator



Removal of dust when marking QR codes on automobile components (metal)



Removal of dust when using laser cutting sheet for interior work



Removal of dust when using laser cutting sheet for interior work



Fume extraction when laser cutting seatbelts



Fume extraction when automobile components and material



Removal of dust when marking blue anodized aluminum



Removal of dust particles from draining after washing



Removal of floating dust before pasting on LCD panels



Removal of powder from precision machining of precious metals



Removal of dust from plaster mold processing in dental laboratory



Removal of floating dust particles from grinder surface during grinding



Removal of dust particles from polishing



Removal of floating dust particles from polishing ceramic

Initiatives by CHIKO AIRTEC to create a clean environment

In the US in the 1940s, if electric aircraft parts and components were manufactured in dusty environments, this frequently led to mechanical failures which resulted in serious accidents. After that, it turned out that the principal cause of these failures was particles of dust floating in the air. It is said that when these parts and components were assembled in a "clean room" where dust levels were carefully controlled, the failure rate was drastically reduced.

"Clean rooms" were introduced to Japan later on. They were expanded into other industries such as medical products, pharmaceuticals and food. In the 1980s when the semiconductor industry developed, a clean manufacturing environment became the basis of the high quality standards attained by Japanese products.

Recently, with the downsizing of production lines, along with energy and space saving considerations, it has also become necessary to miniaturize the dust collectors used to create clean environments. Up until now dust collectors have always been miniaturized by the manufacturer (manufacturing side). However, the style of miniaturization done by the manufacturers has tended not to be what the users (customers) actually require.

Therefore, we have looked to miniaturize dust collectors the way the customer wants, and have developed products that help to collect and remove "contaminants, particles, trash" according to individual work environments, be they processing, assembly or inspection.

Development Technology

"We make what the customer needs"

To this end, our designs do not fit with the existing norms and conventions of traditional dust collectors.

There has been a need for new ideas for every aspect of a dust collector: component design, materials, air volume, pressure and so on...

The reason why we have succeeded in miniaturizing high-performance machines and retained the machines' level of performance was that we considered the customer's point of view, with ideas that were contrary to the usual notions.

Can be used even in
narrow places.

High powered dust
collecting capability.

Effectively removes
smells and odors.

Compatible with
"clean rooms"

Approach to quality

EMC Third Party Certification (CE Marking)

Our major products comply with EMC directives through external evaluation tests.

Approach to quality

For our clean room-compatible dust collectors equipped with a HEPA filter, we inspect for dust particles in a "clean room" prior to shipment (evaluated by a coefficient table with a light scattering automatic particle measuring device).

CHIKO
CHIKO AIRTEC CO.,LTD.

【Head Office】

2-27-24, Hakushima, Minoh-shi, Osaka
562-0012 JAPAN

TEL : 81-72-720-5151 FAX : 81-72-720-5133

【Tokyo Sales Office】

1F, 1-24-7, Tsuji, Minami-ku, Saitama
336-0026 JAPAN

TEL : 81-48-799-3675 FAX : 81-48-799-3676

Inquiries to your agent...